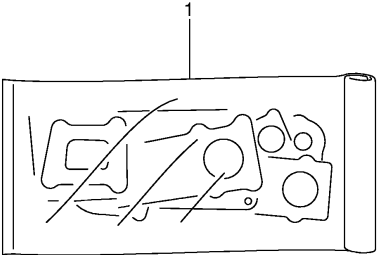


GSX1400K2 (GSX1400K2 E2)

FIG1

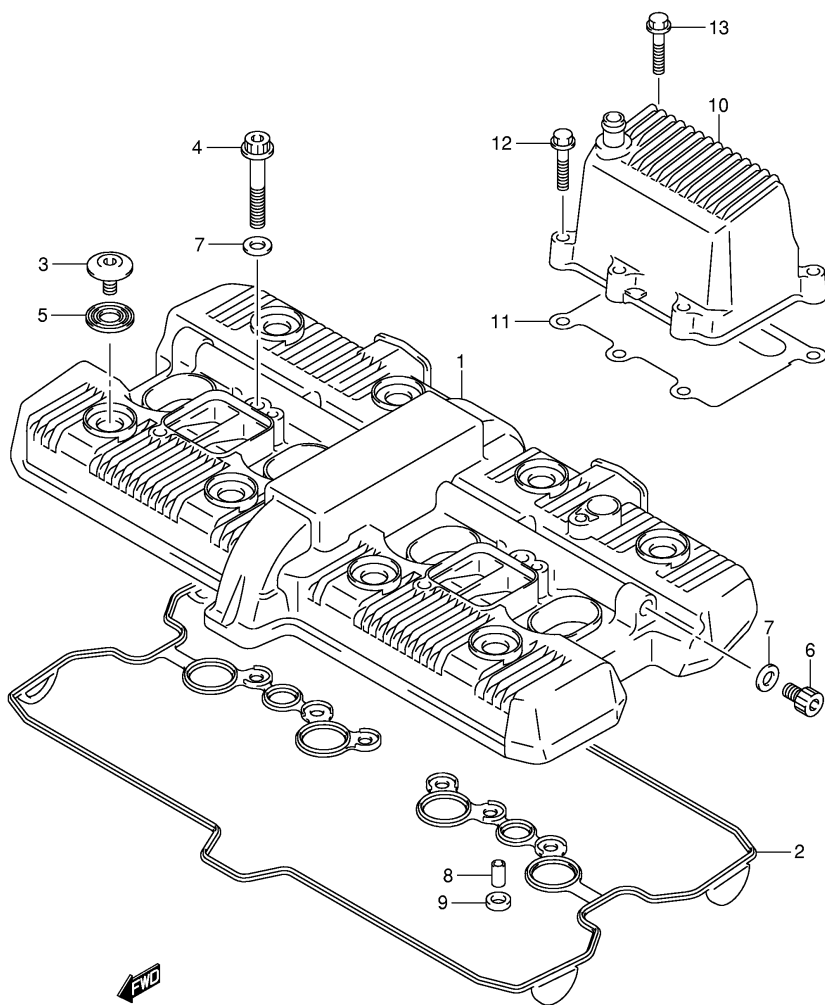
GASKET SET

FIG. 1



Ref No	Part No	Description
1	11401-42811	Gasket Set
2	11141-42F00	. Gasket, Cylinder Head
3	11173-42F01	. Gasket, Head Cover
4	11182-35F00	. Gasket, 2nd Air Passage
5	11241-42F00	. Gasket, Cylinder
6	11482-42F00	. Gasket, Clutch Cover
7	11483-42F00	. Gasket, Magneto Cover (na)
8	11484-42F01	. Gasket, Breather Cover (na)
9	11489-42F00	. Gasket, Oil Pan (na)
10	11491-42F00	. Gasket, Signal Generator Cover (na)
11	12837-35F00	. Gasket, Tensioner Adjuster
12	14181-46E00	. Gasket, Exhaust Pipe
13	16491-27A01	. O Ring, Oil Pan
14	16527-42F00	. Gasket, Oil Strainer Cover (na)
15	16529-27A01	. Gasket, Oil Outlet
16	09161-11008	. Washer
17	09280-12012	. O Ring (d:2.4,id:11.8)
18	09280-15003	. O Ring (d:2.4,id:14.8)
19	09280-42003	. O Ring

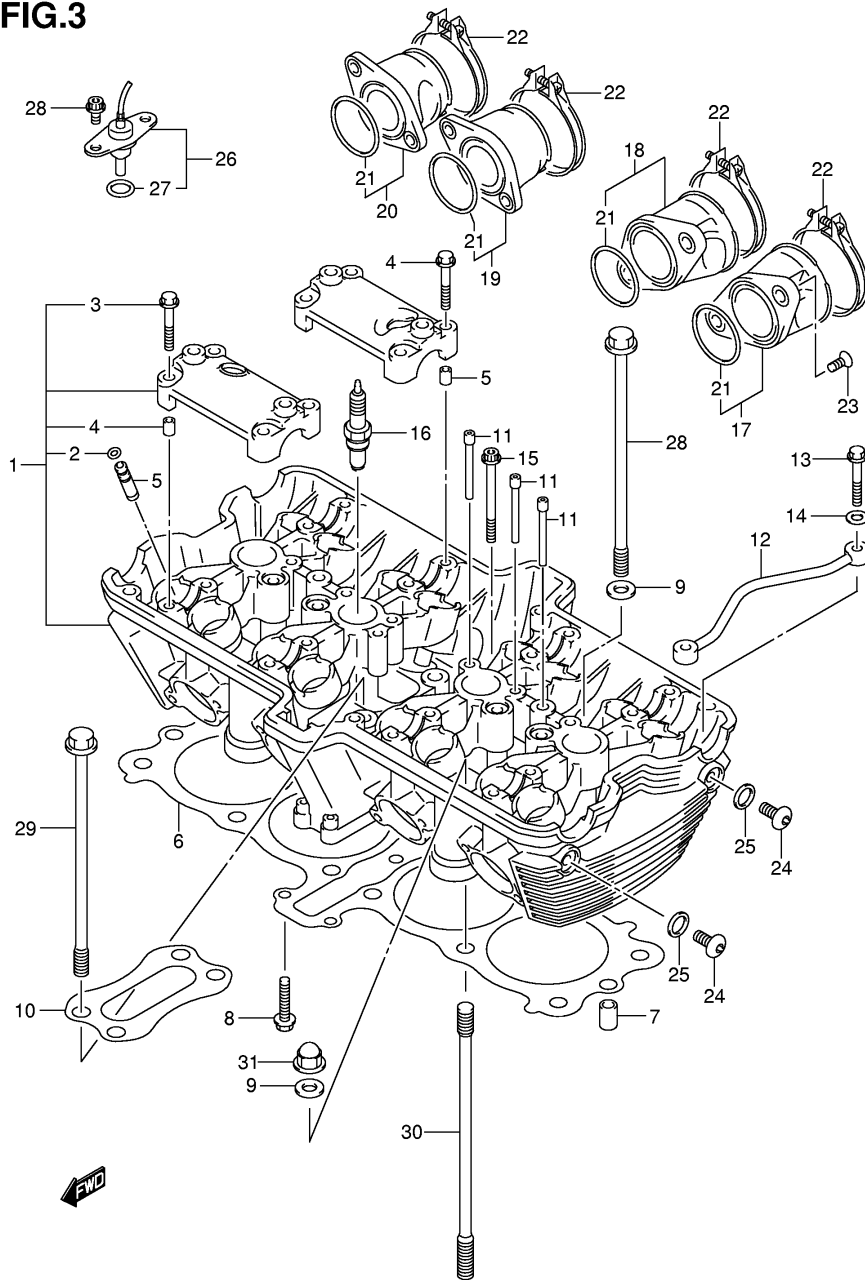
FIG.2



Ref No	Part No	Description
1	11171-42F00	Cover Cylinder Head
2	11173-42F01	Gasket, Head Cover
3	09106-07009	Bolt, Head Cover
4	07120-08503	Bolt, Head Cover
5	09161-11008	Washer, Head Cover
6	07130-08123	Plug, Head Cover
7	09168-08029	Gasket
8	09206-08007	Knock Pin
9	11182-35F00	Gasket, 2nd Air Passage
10	11330-42F00	Cover, Breather
11	11484-42F01	Gasket, Breather Cover (na)
12	01547-06303	Bolt, Breather Cover
13	01547-06307	Bolt, Breather Cover Earth

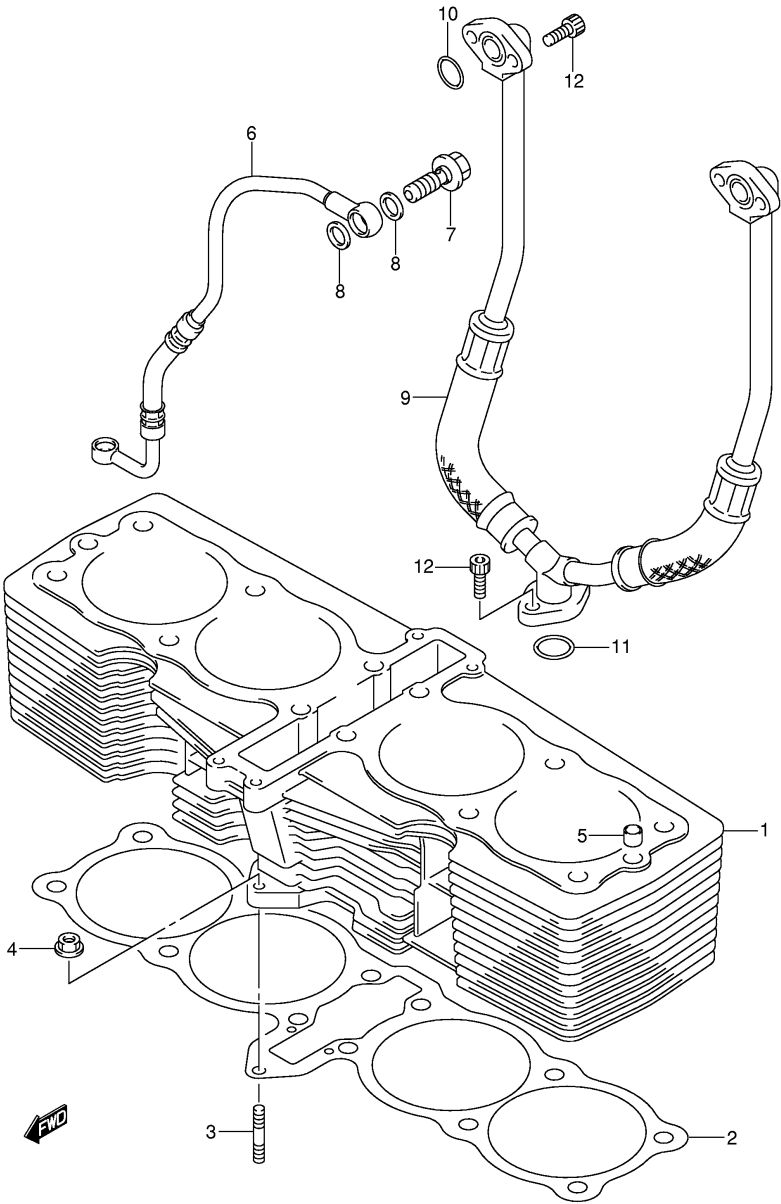
GSX1400K2 E02_002
CYLINDER HEAD COVER

FIG.3



Ref No	Part No	Description
1	11100-42F00	Head Assy, Cylinder
2	09381-10004	• . Snap Ring
3	09103-06026	• . Bolt, Camshaft Housing
4	09206-08001	• . Knock Pin
5	11115-18D72	Guide, Valve (os:0.3)
6	11141-42F00	Gasket, Cylinder Head
7	04211-11169	Pin
8	01550-06353	Bolt, Cylinder Head Bolt
9	09168-10031	Gasket, Cylinder Head Bolt
10	11138-42F00	Plate, Head Reinf
11	11131-27A00	Pipe, Oil
12	11134-42F00	Pipe, Cylinder Head
13	01550-06403	Bolt, Oil Pipe
14	08322-01063	Washer, Oil Pipe Bolt
15	07120-06703	Bolt, Cylinder Head
16	09482-00413	Spark Purge U24etr (ngk)
16	09482-00412	Spark Purge Cr8ek (ngk)
16	09482-00415	Spark Purge U22etr (nd)
16	09482-00414	Spark Purge Cr7ek (ngk)
16	09482-00411	Spark Purge U27etr (nd)
16	09482-00410	Spark Purge Cr9ek (ngk)
17	13101-42F00	Pipe Assy, Intake No.1
18	13102-42F00	Pipe Assy, Intake No.2
19	13103-42F00	Pipe Assy, Intake No.3
20	13104-42F00	Pipe Assy, Intake No.4
21	09280-42003	• . O Ring, Intake Pipe
22	09402-58208	Clamp, Intake Pipe
23	02122-06163	Screw, Intake Pipe
24	09106-08140	Plug, Cylinder Head
25	09168-08029	Gasket, Cylinder Head
26	13650-42F00	Sensor, Oil Temp
27	13652-42F00	• . O Ring
28	07120-06123	Bolt, Cylinder Head
29	09103-10328	Bolt, Cylinder Head L195
30	09108-10139	Bolt, Cylinder Stud
31	09159-10069	Nut, Cylinder Head

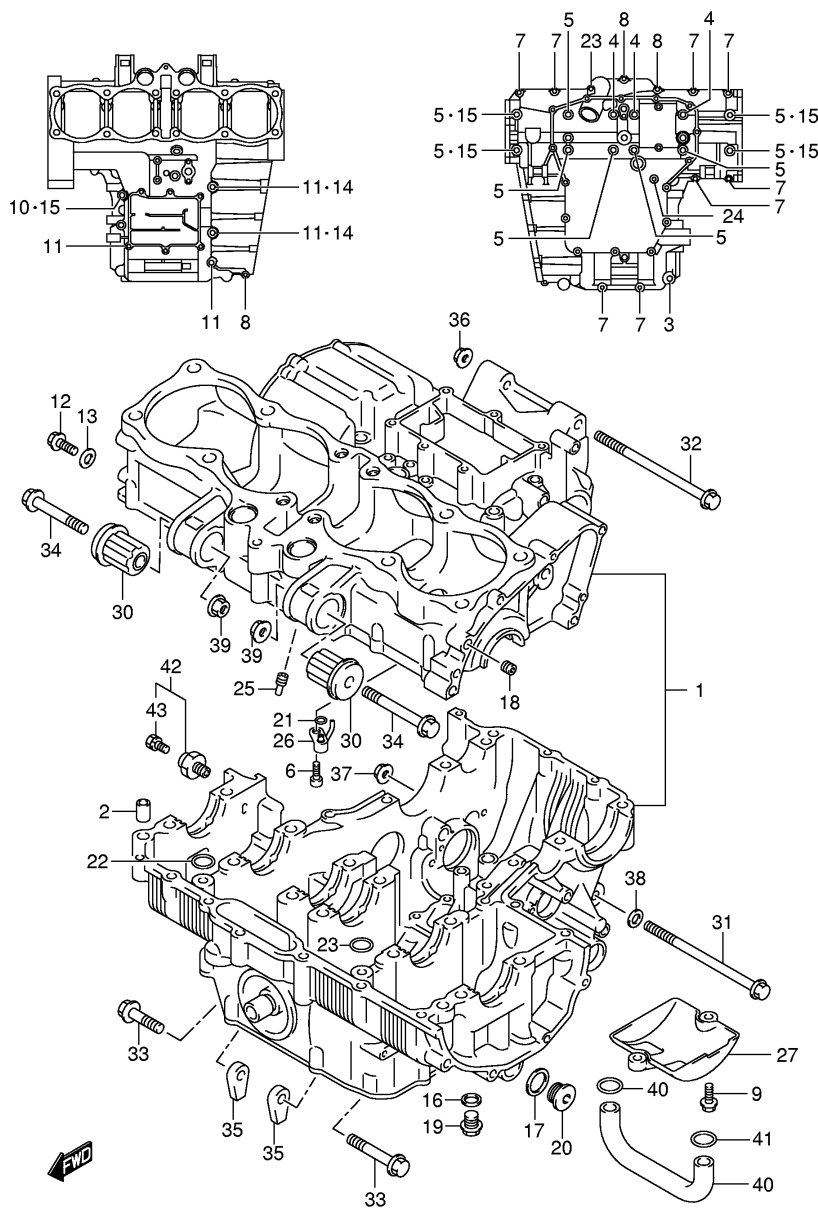
FIG.4



GSX1400K2 E02_004
CYLINDER

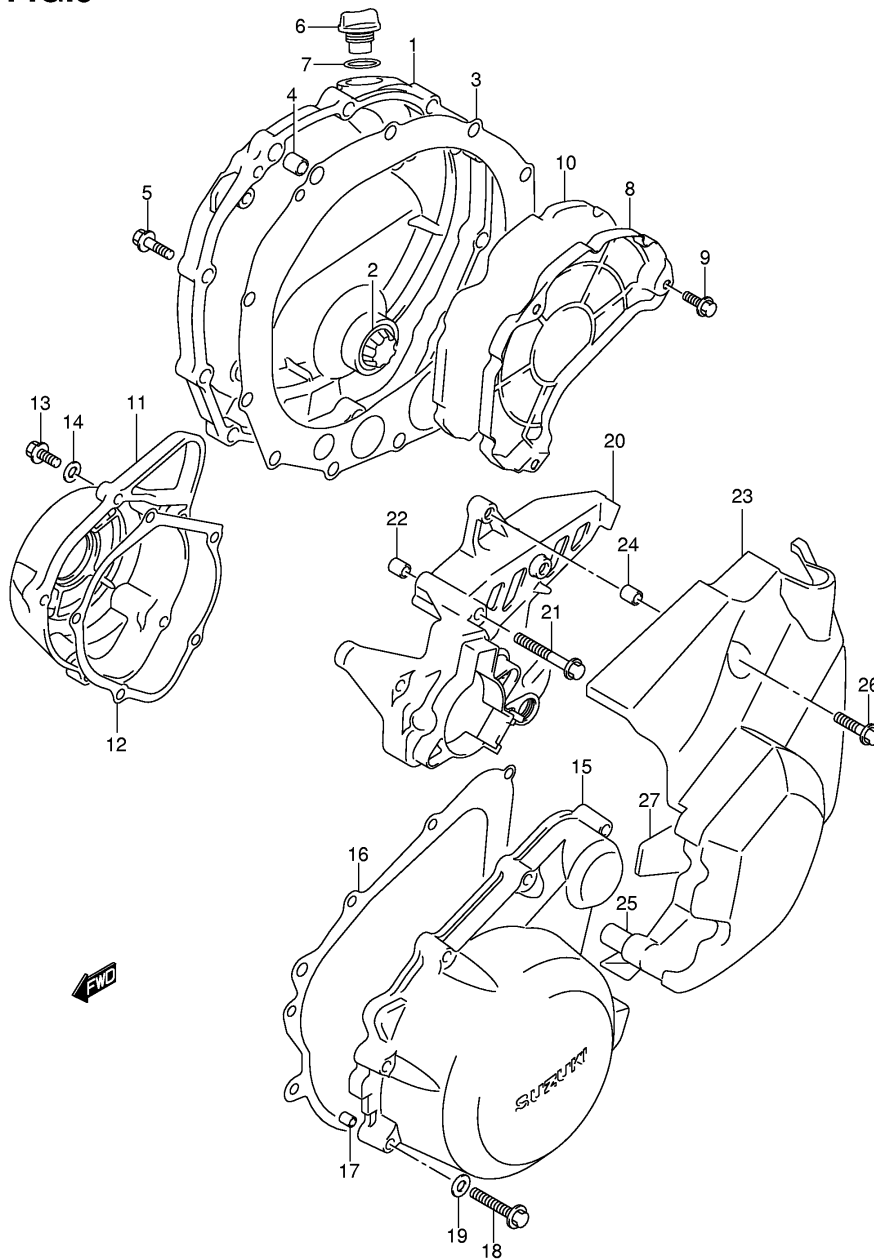
Ref No	Part No	Description
1	11211-42FA0-0F0	Cylinder
2	11241-42F00	Gasket, Cylinder
3	09108-06002	Bolt, Stud
4	08316-10063	Nut, Cylinder
5	09206-13017	Knock Pin
6	11282-42F00	Hose, Cylinder Head Oil
7	09360-10032	Bolt, Union
8	09168-10007	Gasket (10.1x16x1)
9	11328-42F01	Hose, Oil Head Cooler
10	09280-14011	O Ring (d:2.5 Id:13.8)
11	09280-15007	O Ring (d:2.4 Id:15.8)
12	07130-06163	Bolt

FIG.5

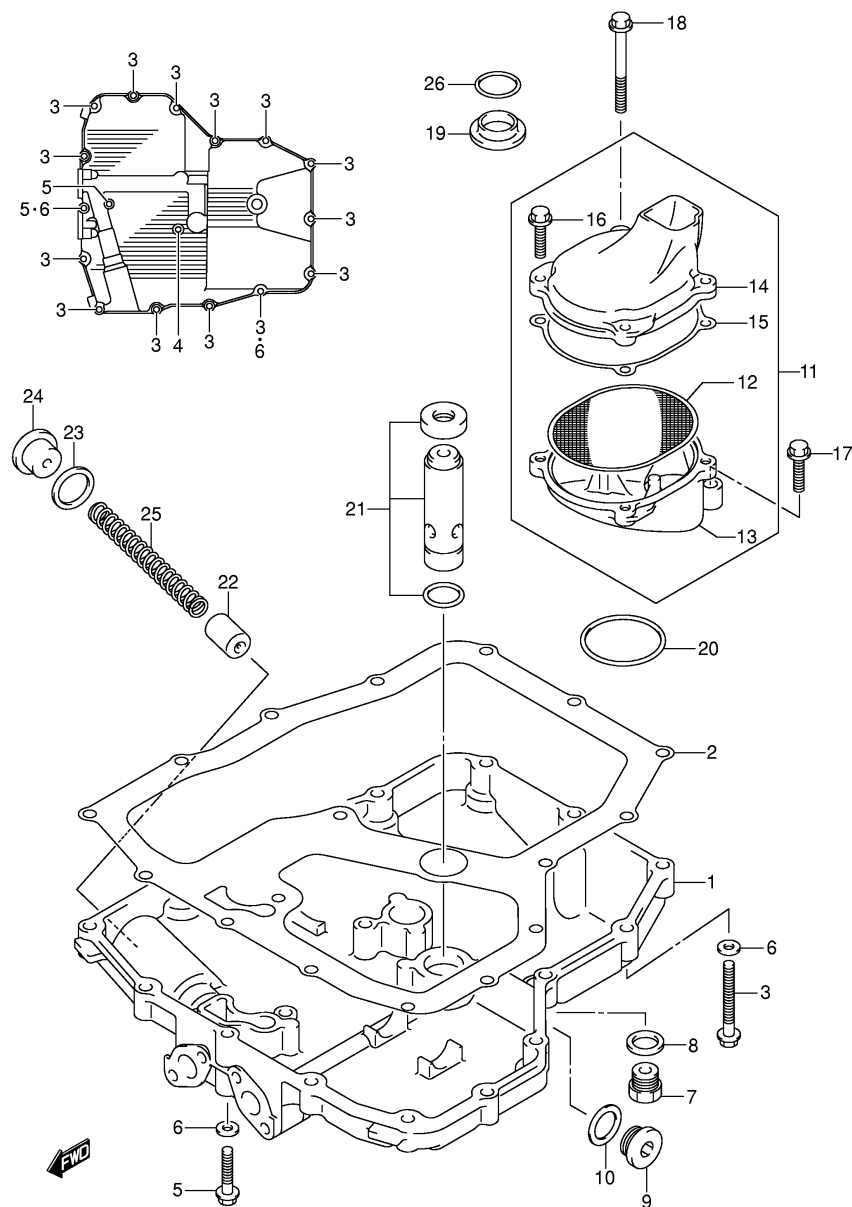


Ref No	Part No	Description
1	11301-42810	Crankcase Set
2	11319-33E50	• Pin
3	01550-08603	• Bolt
4	09103-09005	• Bolt (l:135)
5	09103-09009	• Bolt (l:105)
6	09106-06075	• Bolt Piston Cooling Jet
7	01547-06353	• Bolt
8	01547-06553	• Bolt
9	01550-06203	• Bolt
10	01550-08603	• Bolt
11	01550-08753	• Bolt
12	09106-08116	• Plug, Oil Gallery
13	09168-08015	• Gasket, Oil Gallery
14	09168-08016	• Gasket
15	09168-10031	• Gasket
16	09168-12002	• Gasket, Oil Gallery Plug
17	09168-16002	• Gasket, Oil Gallery Plug
18	09246-05006	• Plug, Oil Gallery
19	09247-12006	• Plug, Oil Gallery
20	09248-16012	• Plug, Oil Gallery
21	09280-04004	• O Ring, Piston Cooling Jet
22	09280-08012	• O Ring
23	09103-06126	• Bolt
24	09103-06255	• Bolt
25	09493-24010	• Jet, Oil Gallery
26	11390-42F00	• Jet, Piston Cooling
27	11323-42F00	• Separator, Oil
28	12228-24F00-0D0	• Bearing, Crank Thrust (green)
29	12228-24F00-0A0	• Bearing, Crank Thrust (red)
29	12228-24F00-0B0	• Bearing, Crank Thrust (black)
29	12228-24F00-0C0	• Bearing, Crank Thrust (blue)
29	12228-24F00-0D0	• Bearing, Crank Thrust (green)
29	12228-24F00-0E0	• Bearing, Crank Thrust (yellow)
29	12228-24F00-0F0	• Bearing, Crank Thrust (white)
30	11681-06B00	Bush, Engine Mount Front
31	09100-12044	Bolt L:140
32	09103-10146	Bolt L:155
33	09103-10335	Bolt L:50
34	09103-10336	Bolt L:60
35	09159-10020	Nut, Center Lower
36	09159-10103	Nut, Upper
37	09159-12054	Nut, Lower
38	08322-01123	Washer, Lower
39	08316-10103	Nut, Front
40	11281-42F00	Pipe, Oil Main Gallery
41	09280-14011	O Ring
42	37820-33D10	Switch Assy, Oil Pressure
43	37822-33D00	• Bolt

FIG.6

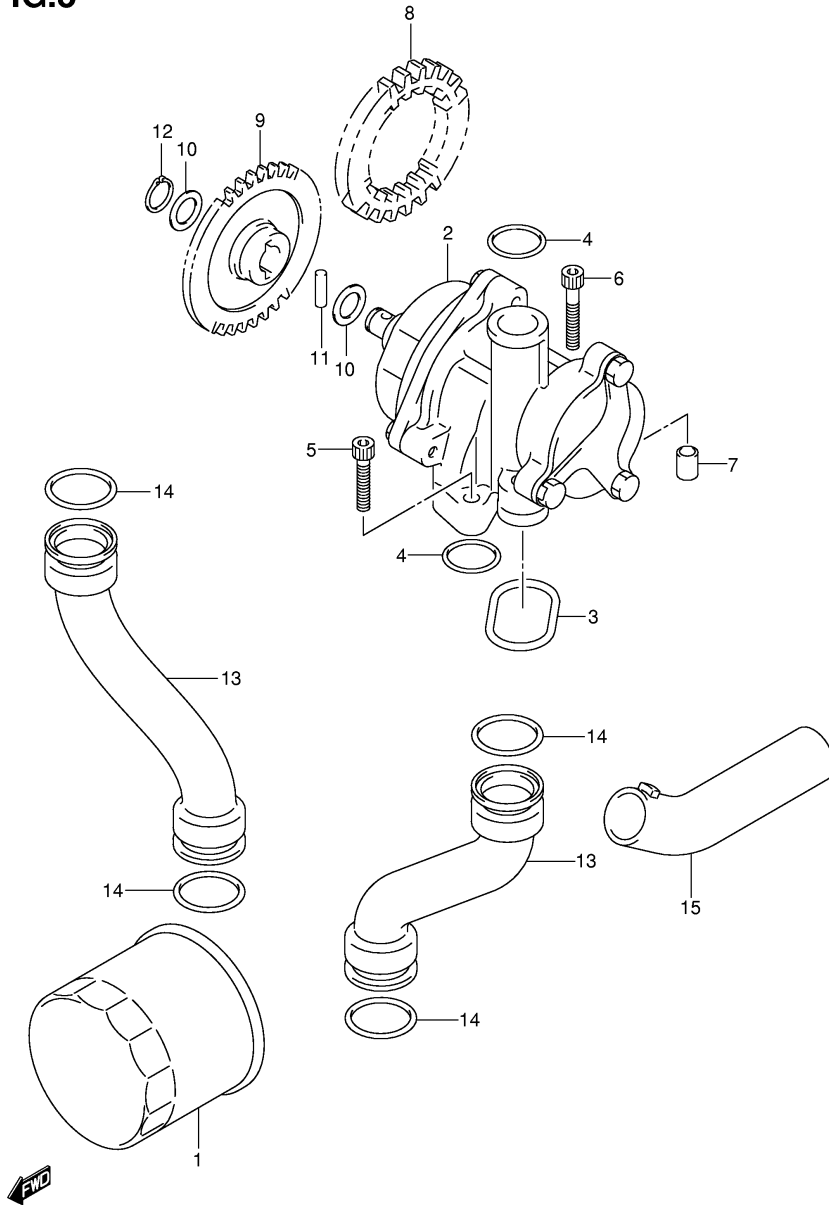


Ref No	Part No	Description
1	11340-42F00	Cover, Clutch
2	11971-33210	• . Lens, Oil Level
3	11482-42F00	Gasket, Clutch Cover
4	04211-09189	Pin, Clutch Cover
5	09103-06213	Bolt (l:30)
6	11971-25D00	Plug, Oil Filler
7	09280-17003	O Ring
8	11342-42F00	Plate, Clutch Cover
9	01550-06123	Bolt
10	11343-42F00	Damper, Clutch Cover
11	11381-42F00	Cover, Signal Generator
12	11491-42F00	Gasket, Signal Generator Cover
13	09103-06212	Bolt (l:25)
14	09168-06023	Gasket
15	11351-42F01	Cover, Magneto
16	11483-42F00	Gasket, Magneto Cover
17	04211-09149	Pin, Magneto Cover
18	09103-06213	Bolt (l:30)
19	09168-06023	Gasket
20	11371-42F10	Cover, Engine Sprocket Inner
21	01547-06653	Bolt
22	04211-09149	Pin
23	11360-42F00	Cover, Engine Sprocket Outer
24	09180-06307	• . Spacer (6.5x9x10)
25	09180-06275	• . Spacer (6.5x9x23)
26	09103-06214	Bolt
27	11362-42F00	Damper, Engine Sprocket Cover Outer



Ref No	Part No	Description
1	11511-42F00	Pan, Oil
2	11489-42F00	Gasket, Oil Pan
3	01550-06303	Bolt (I:30)
4	01550-06403	Bolt (I:40)
5	01550-06503	Bolt (I:50)
6	09168-06023	Gasket
7	09247-14036	Plug, Oil Drain
8	09168-14002	Gasket, Oil Drain
9	09248-16012	Plug, Oil Gall
10	09168-16002	Gasket
11	16520-42F00	Strainer Assy, Engine Oil
12	16521-42F00	• . Strainer
13	16525-42F00	• . Protector, Oil Strainer
14	16526-42F00	• . Cover, Oil Strainer
15	16527-42F00	• . Gasket
16	01550-06203	• . Bolt, Oil Strainer Cover
17	01550-06253	Bolt, Oil Strainer
18	01550-06603	Bolt, Oil Strainer
19	16529-27A01	Gasket, Oil Outlet
20	09280-40010	O Ring
21	16440-42F00	Valve Assy
22	16442-34301	Plunger, Oil Control
23	09168-16002	Gasket
24	09248-16012	Plug, Oil Control Plunger
25	09440-09023	Spring, Oil Control
26	09280-18009	O Ring, Oil Pump Out

FIG.8



Ref No	Part No	Description
1	16510-03G00-X07	Filter Assy, Engine Oil
2	16400-42F10	Pump Assy, Oil
3	16491-27A01	O Ring
4	09280-18009	O Ring, Oil Pump Out
5	09106-06089	Bolt
6	09106-06088	Bolt
7	04211-09149	Pin
8	16321-42F00	Gear, Oil Pump Drive
9	16331-26D01-0B0	Gear, Oil Pump Driven
10	08221-12205	Washer
11	09261-05006	Pin
12	08331-31126	Circlip
13	16481-42F00	Pipe, Oil Outlet
14	09280-22016	O Ring
15	16530-42F00	Pipe, Oil Outlet Under

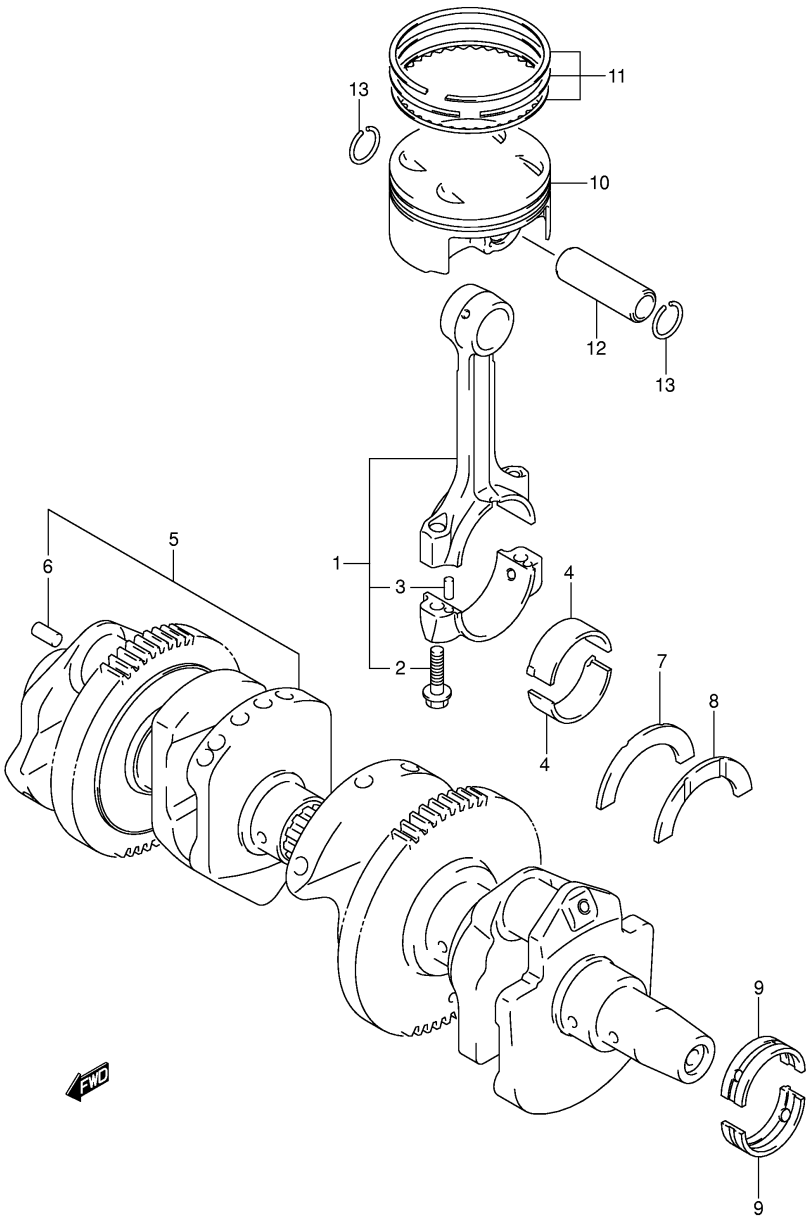
GSX1400K2 E02_008
OIL PUMP

GSX1400K2 (GSX1400K2 E2)

FIG9

CRANKSHAFT

Ref No	Part No	Description
1	12160-42F00	Connrod Assy
2	12163-24F00	• Bolt
3	12165-27A50	• Pin
4	12164-46E01-0A0	Bearing, Crank Pin (green)
4	12164-46E01-0B0	Bearing, Crank Pin (black)
4	12164-46E01-0C0	Bearing, Crank Pin (brown)
4	12164-46E01-0D0	Bearing, Crank Pin (yellow)
5	12000-42810	Crankshaft Set
6	04221-04089	• Pin
7	12228-24F00-0D0	• Bearing, Crank Thrust (green)
8	12228-24F00-0A0	• Bearing, Crank Thrust (red)
8	12228-24F00-0B0	• Bearing, Crank Thrust (black)
8	12228-24F00-0C0	• Bearing, Crank Thrust (blue)
8	12228-24F00-0D0	• Bearing, Crank Thrust (green)
8	12228-24F00-0E0	• Bearing, Crank Thrust (yellow)
8	12228-24F00-0F0	• Bearing, Crank Thrust (white)
9	12229-24F00-0A0	Bearing, Crankshaft (green)
9	12229-24F00-0B0	Bearing, Crankshaft (black)
9	12229-24F00-0C0	Bearing, Crankshaft (brown)
9	12229-24F00-0D0	Bearing, Crankshaft (yellow)
11	12140-42F00	Ring Set, Piston
12	12151-07D00	Piston Pin
13	09381-18003	Circlip

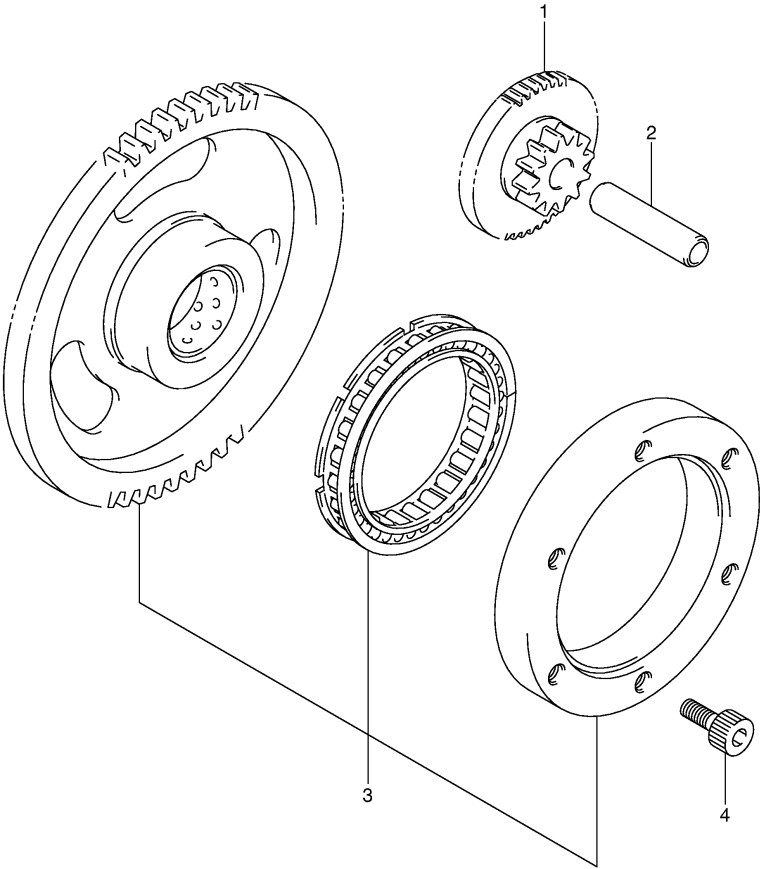


GSX1400K2 (GSX1400K2 E2)

FIG10

STARTER CLUTCH

Ref No	Part No	Description
1	12611-42F00	Gear, Starter Idle
2	09206-11014	Pin, Starter Idle Gear
3	12600-42811	Clutch Set, Starter
4	09106-08095	Bolt, Starter Clutch, 8x16



GSX1400K2 E02_010
STARTER CLUTCH

GSX1400K2 (GSX1400K2 E2)

FIG11

CRANK BALANCER

Ref No	Part No	Description
1	12650-42F00-0F0	Shaft, Crank Balancer
2	12654-24F00-0F0	Balancer, Crank
3	12666-24F00	Gear, Crank Balance
4	12686-24F00	Damper, Crank Balancer
5	09263-19015	Bearing (19x26x25.2)
6	09180-19014	Spacer
7	09169-21001	Washer
8	09280-14015	O Ring
9	09280-17007	O Ring
10	12681-26D00	Arm, Balancer Shaft
11	07130-06203	Bolt
12	09103-06130	Bolt (6x20)

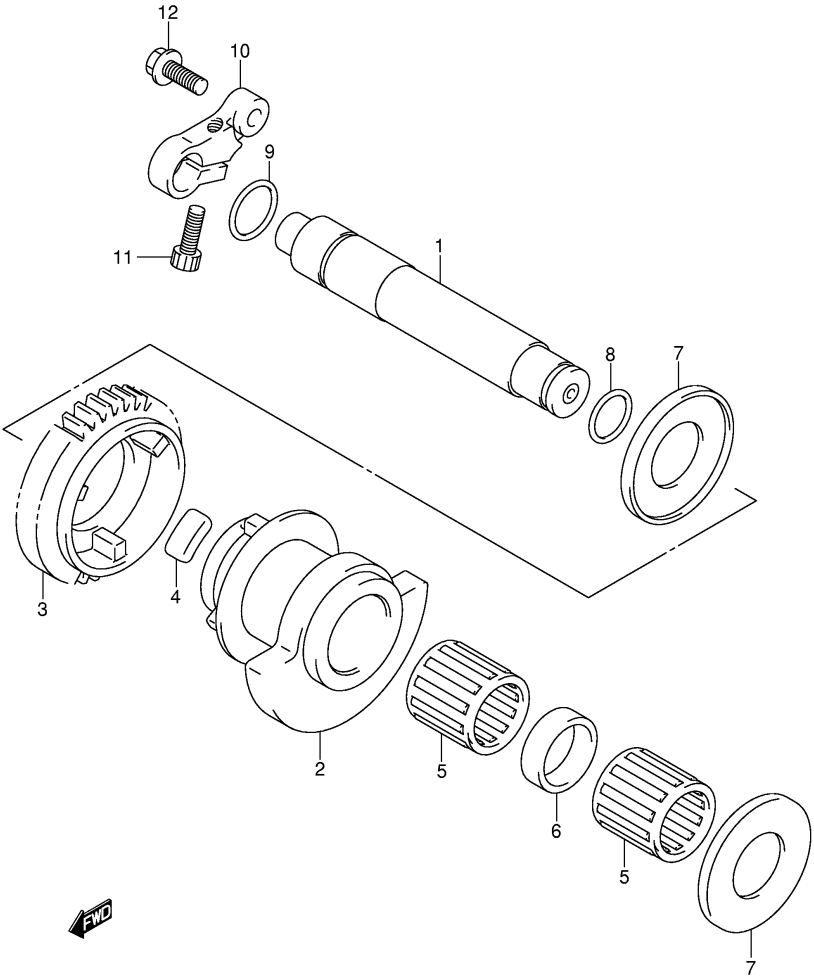
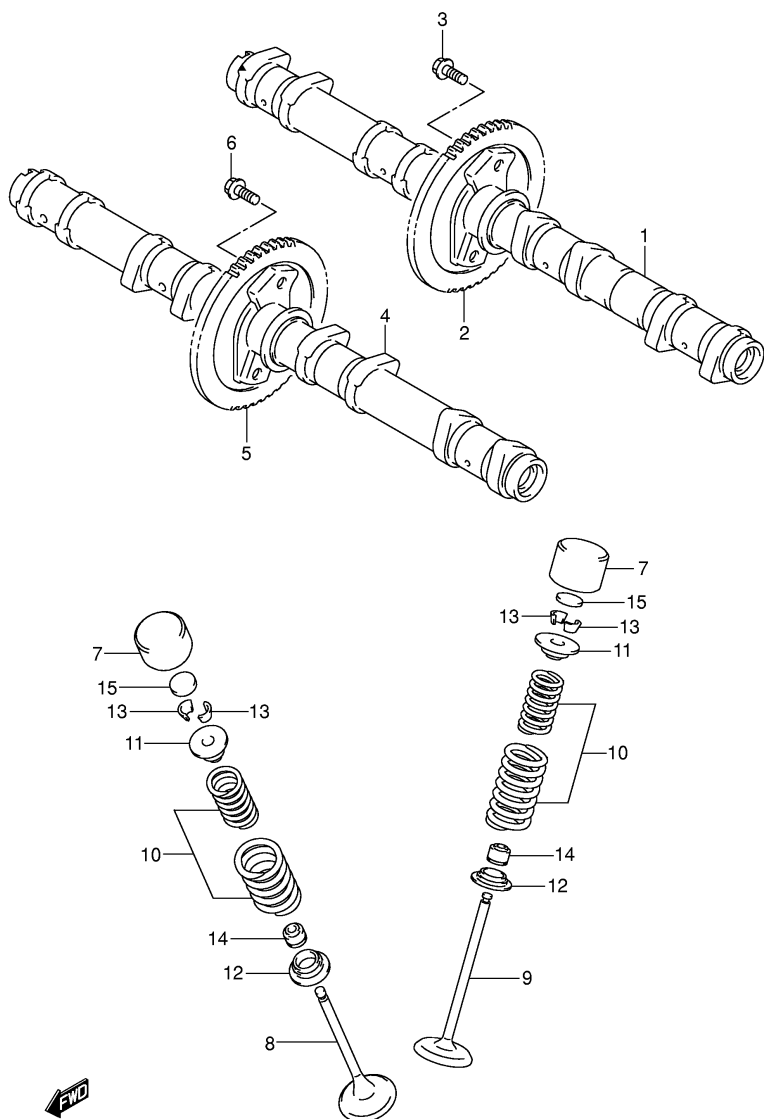
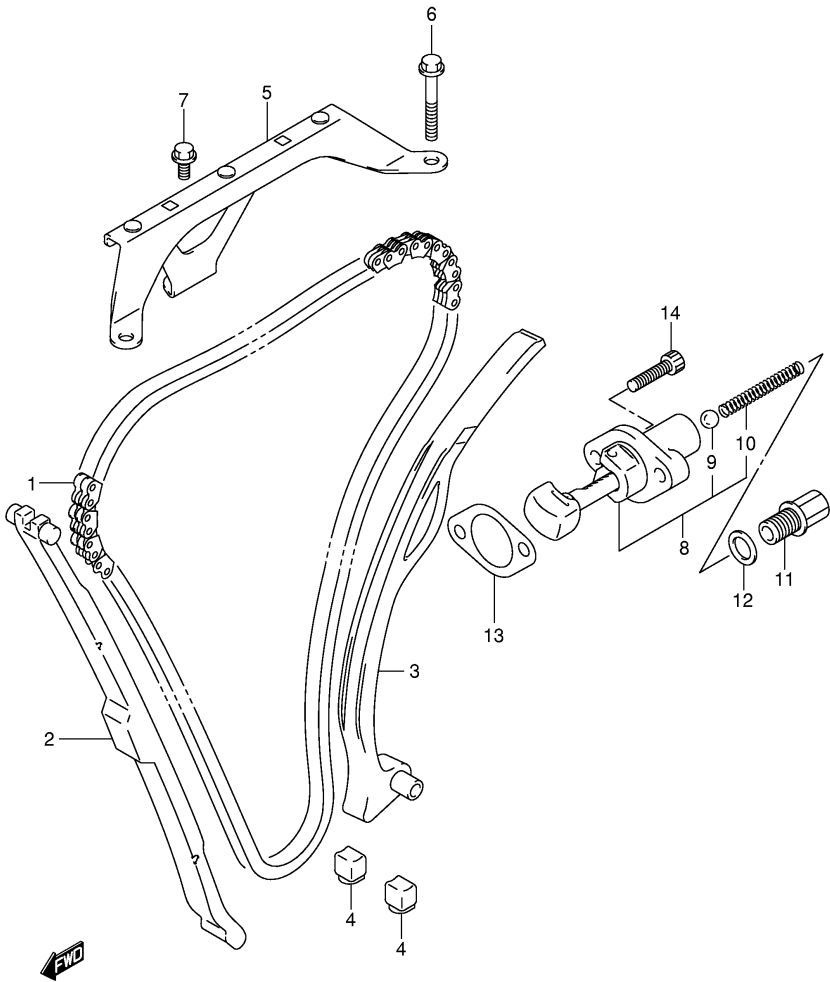


FIG. 12



Ref No	Part No	Description
1	12710-42F00	Camshaft, Intake
2	12741-42F00	Sprocket, Cam Shaft
3	09103-07001	Bolt, Cam Sprocket, 7x11
4	12720-42F00	Sprocket, Exhaust
5	12741-42F00	Sprocket, Cam Shaft
6	09103-07001	Bolt, Cam Sprocket, 7x11
7	12891-17E00	Tappet
8	12911-42F00	Valve, Intake
9	12912-42F00	Valve, Exhaust
10	12920-13E00	Spring Set, Valve
11	12931-13E00	Retainer, Valve Spring
12	12933-39E00	Seat, Valve Spring
13	12932-32C00	Cotter, Valve
14	09289-04002	Seal, Valve Stem Oil (4.5x10x8)
15	12892-05C00-120	Shim, Tappet, T:1.20
15	12892-05C00-125	Shim, Tappet, T:1.25
15	12892-05C00-130	Shim, Tappet, T:1.30
15	12892-05C00-135	Shim, Tappet, T:1.35
15	12892-05C00-140	Shim, Tappet, T:1.40
15	12892-05C00-145	Shim, Tappet, T:1.45
15	12892-05C00-150	Shim, Tappet, T:1.50
15	12892-05C00-155	Shim, Tappet, T:1.55
15	12892-05C00-160	Shim, Tappet, T:1.60
15	12892-05C00-165	Shim, Tappet, T:1.65
15	12892-05C00-170	Shim, Tappet, T:1.70
15	12892-05C00-175	Shim, Tappet, T:1.75
15	12892-05C00-180	Shim, Tappet, T:1.80
15	12892-05C00-185	Shim, Tappet, T:1.85
15	12892-05C00-190	Shim, Tappet, T:1.90
15	12892-05C00-195	Shim, Tappet, T:1.95
15	12892-05C00-200	Shim, Tappet, T:2.00
15	12892-05C00-205	Shim, Tappet, T:2.05
15	12892-05C00-210	Shim, Tappet, T:2.10
15	12892-05C00-215	Shim, Tappet, T:2.15
15	12892-05C00-220	Shim, Tappet, T:2.20
16	12800-05830	Shim Set, Tappet
17	99000-69471	• . Case, Tappet Shim

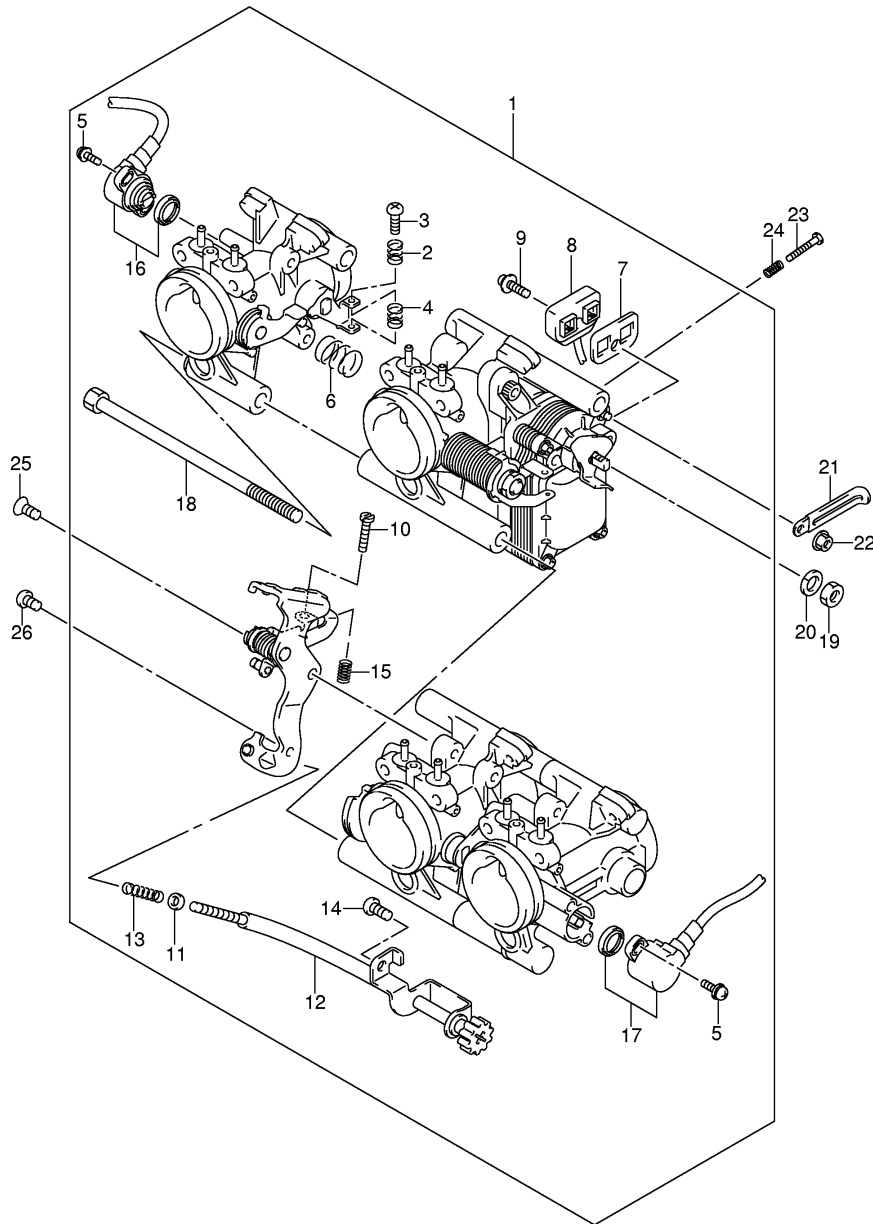
FIG.13



Ref No	Part No	Description
1	12760-42F00	Chain, Cam Shaft Drive
2	12771-42F00	Guide, Cam Chain No.1
3	12810-42F00	Tensioner, Cam Chain
4	12814-34200	Cushion
5	12782-42F00	Guide, Cam Chain No.2
6	09103-06026	Bolt (l:39)
7	01550-06123	Bolt (l:12)
8	12830-35F00	Adjuster Assy, Tensioner
9	12839-35F00	• . Ball
10	12831-35F00	• . Spring
11	12836-42F00	Bolt, Adjuster Spring
12	09168-12017	Gasket (12x17x1)
13	12837-35F00	Gasket, Tensioner Adjuster
14	07130-06253	Bolt, Tensioner Adjuster

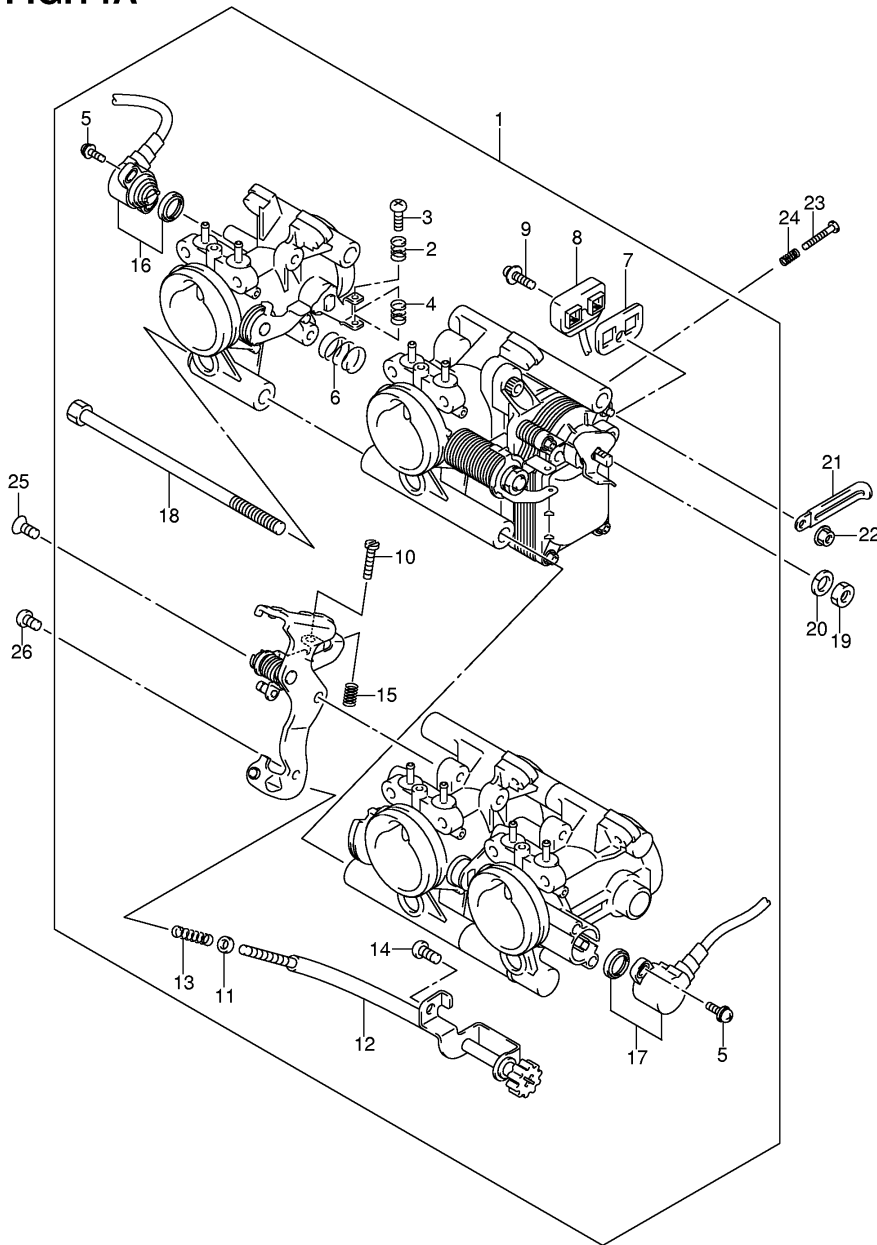
GSX1400K2 E02_013
CAM CHAIN

FIG.14



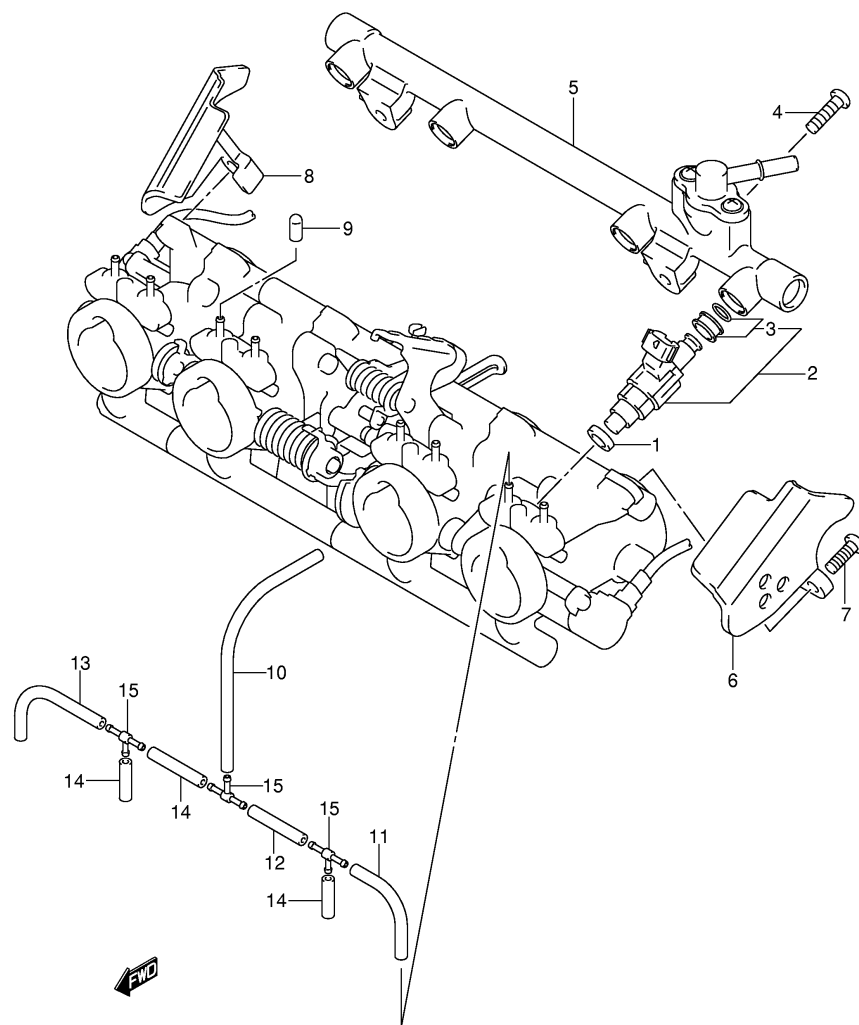
Ref No	Part No	Description
1	13405-42F00	Throttle Body Assy
2	13271-44B00	. Spring
3	13548-42F00	. Screw
4	13268-96110	. Spring
5	13605-39F00	. Screw
6	13543-39F00	. Spring
7	13673-39F20	. Seal
8	13477-39F00	. Harness Assy
9	13601-47A00	. Screw
10	13267-44B00	. Screw
11	13432-37100	. Washer
12	13270-42F00	. Adjust Screw Assy
13	13268-37420	. Spring
14	95158-60D00	. Bolt
15	13268-89J00	. Spring
16	13580-42F00	. Sensor Assy
17	13580-26F00	. Sensor Assy
18	13612-34E00	. Bolt
19	13586-13626	Nut
20	13614-39F00	Lock Washer
21	09404-06429	Clamp (1:60)
22	13607-39F00	Nut
23	13267-42F00	Screw
24	13268-42F00	Spring
25	13603-05108	Screw
26	13602-05108	Screw

FIG.14A



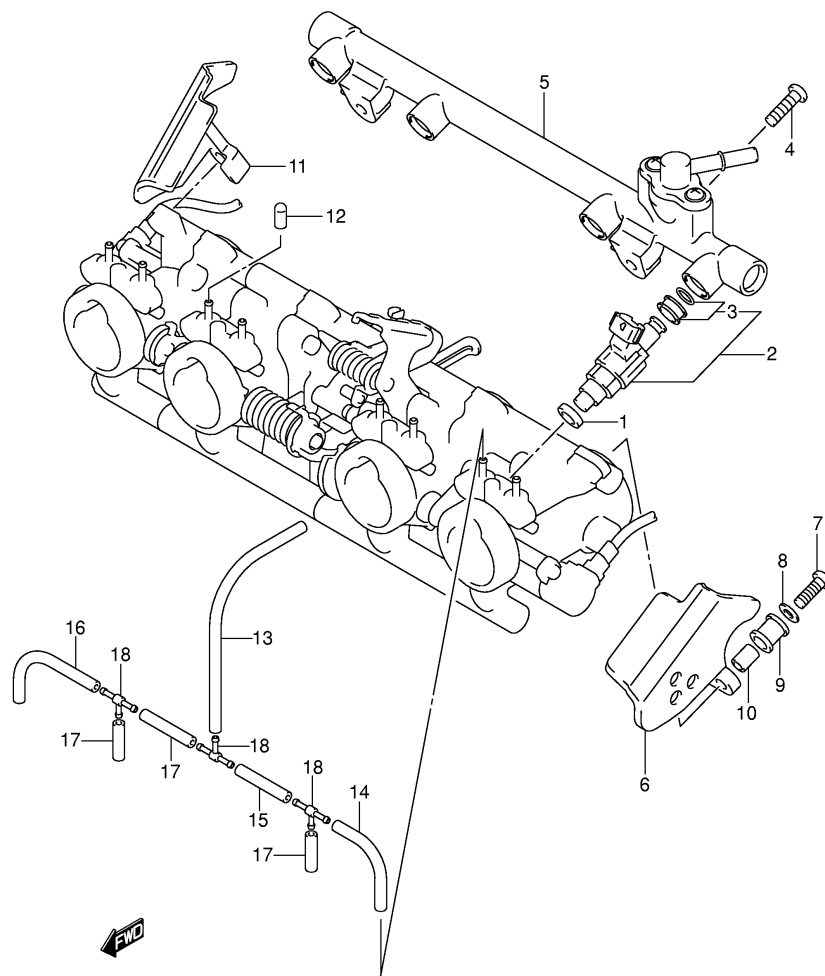
Ref No	Part No	Description
1	13405-42F00	Throttle Body Assy
2	13271-44B00	• . Spring
3	13548-42F00	• . Screw
4	13268-96111	• . Spring
5	13605-39F00	• . Screw
6	13543-39F00	• . Spring
7	13673-39F20	• . Seal
8	13477-39F00	• . Harness Assy
9	02112-34163	• . Screw
10	13267-44B00	• . Screw
11	13277-37100	• . Washer
12	13270-42F00	• . Adjust Screw Assy
13	13268-37420	• . Spring
14	95158-60D00	• . Bolt
15	13268-89J00	• . Spring
16	13580-42F00	• . Sensor Assy
17	13580-26F00	• . Sensor Assy
18	13612-34E00	• . Bolt
19	13586-13626	Nut
20	13614-39F00	Lock Washer
21	09404-06429	Clamp (I:60)
22	13607-39F00	Nut
23	13267-42F00	Screw
24	13268-42F00	Spring
25	02122-05103	Screw
26	02112-05107	Screw

■ ■ ■ ■ ■



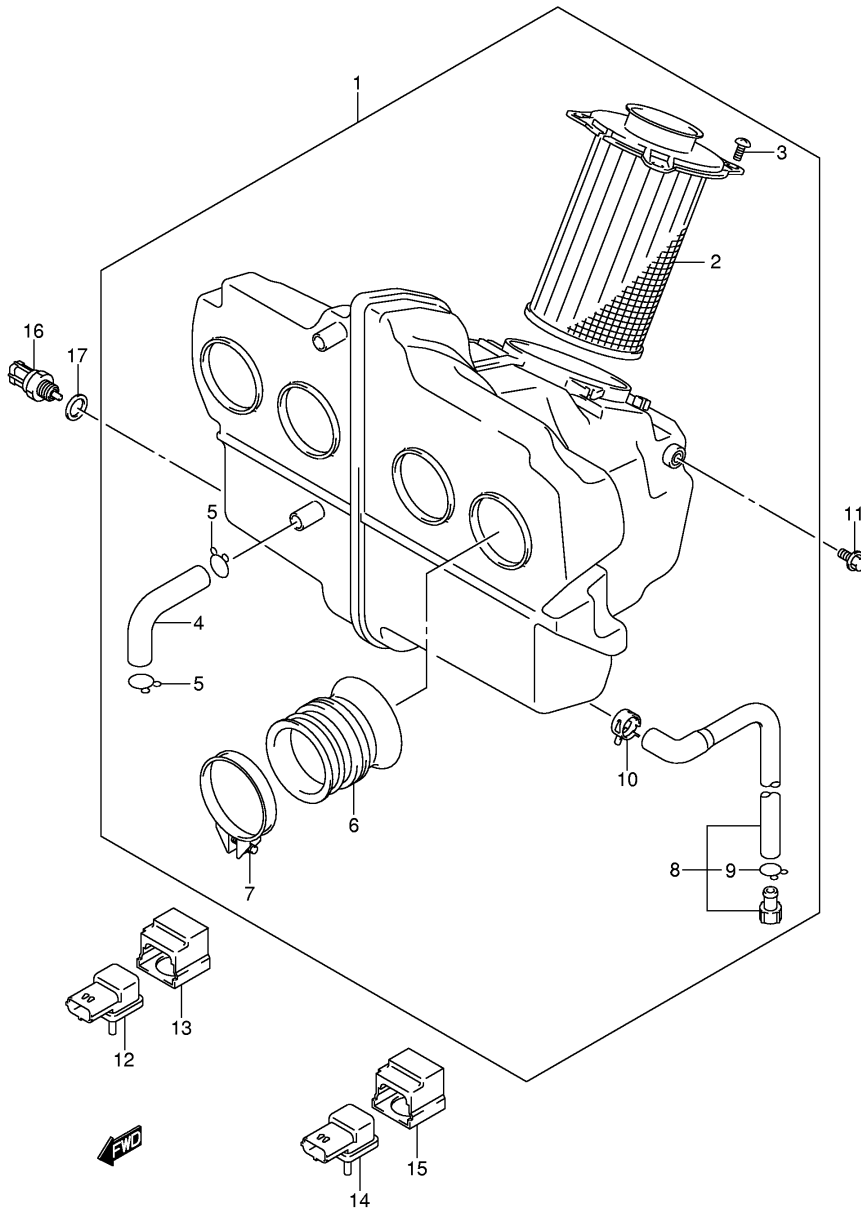
Ref No	Part No	Description
1	13672-33E00	Cushion, Fuel Injector
2	15710-65D00	Injector Assy, Fuel
3	15716-65DT0	• . Grommet Set, Fuel Injector
4	13602-42F00	Screw
5	15731-42F00	Pipe Assy
6	13431-42F00	Cover, Left
7	13602-42F10	Screw
8	13432-42F00	Cover, Right
9	13274-84000	Cap
10	13681-39F00-250	Hose
11	13681-39F00-250	Hose
12	13681-39F00-250	Hose
13	13681-39F00-250	Hose
14	13681-39F00-250	Hose
15	13471-02FA0	Nipple

GSX1400K2 E02_015
THROTTLE BODY HOSE/JOINT

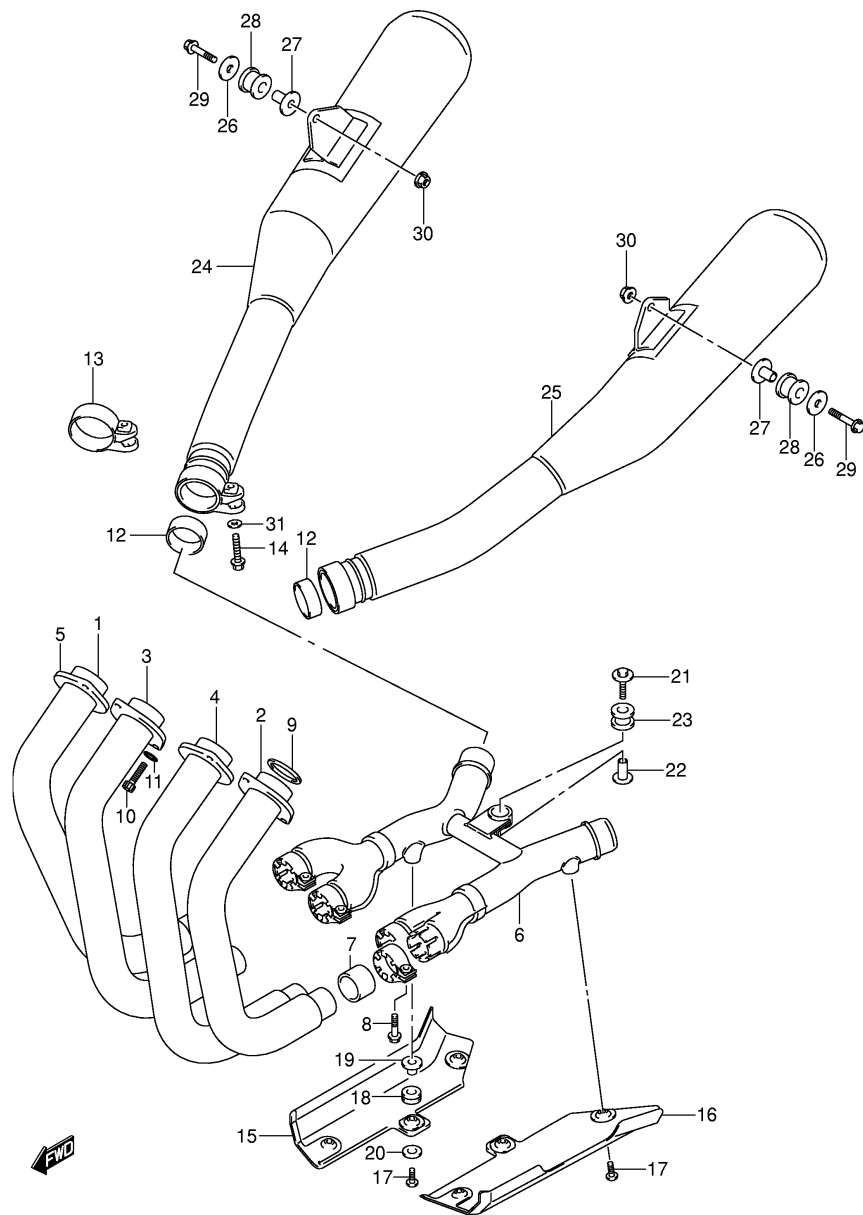


Ref No	Part No	Description
1	13672-33E00	Cushion, Fuel Injector
2	15710-65D00	Injector Assy, Fuel
3	15716-65DT0	• . Grommet Set, Fuel Injector
4	13602-42F20	Screw
5	15731-42F10	Pipe Assy
6	13431-42F10	Cover, Left
7	13602-42F10	Screw
8	13606-42F10	Washer
9	13663-42F10	Holder
10	13485-42F10	Ring
11	13432-42F10	Cover, Right
12	13274-84000	Cap
13	13681-39F00-250	Hose
14	13681-39F00-250	Hose
15	13681-39F00-250	Hose
16	13681-39F00-250	Hose
17	13681-39F00-250	Hose
18	13685-02FA0	Nipple

FIG.16

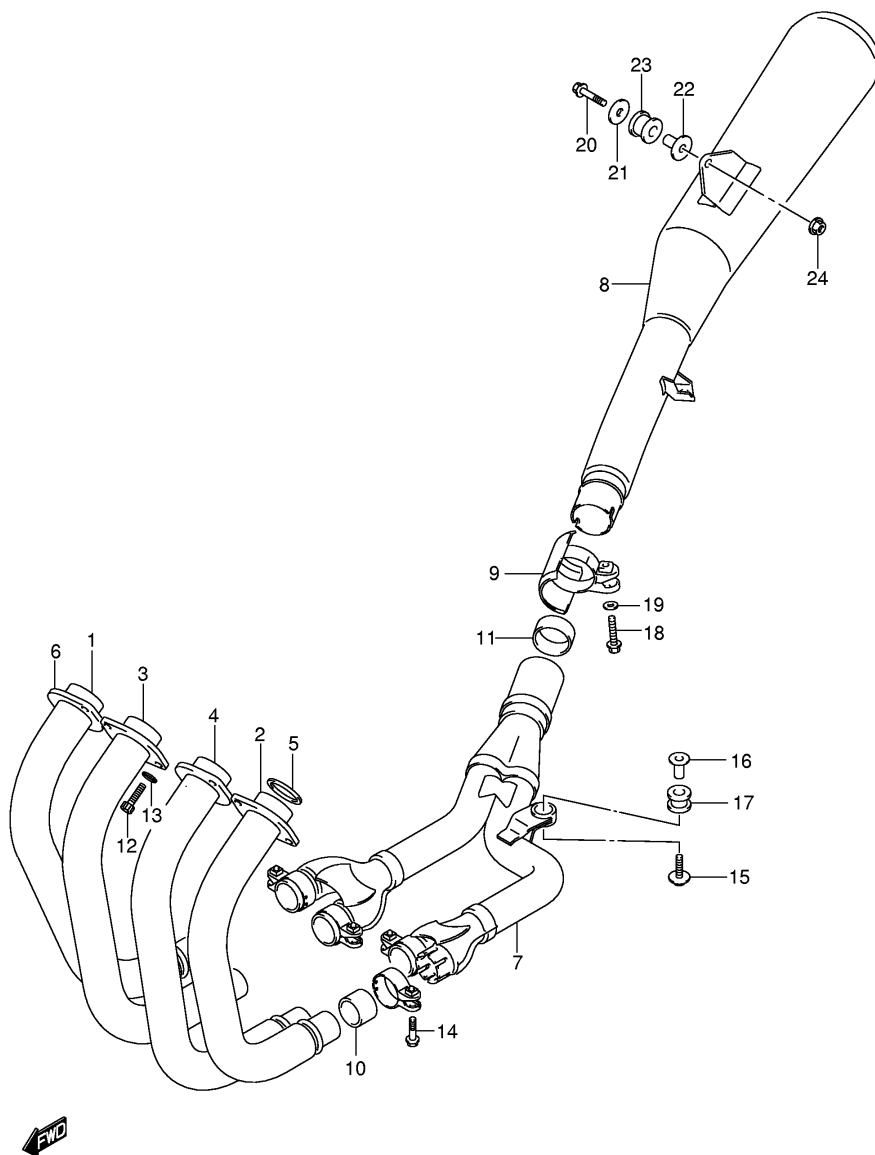


Ref No	Part No	Description
1	13700-42F01	Cleaner Assy, Air
2	13780-42F00	• . Filter Assy, Air Cleaner
3	02142-05123	• . Screw
4	13853-42F00	• . Tube, Breather
5	09401-14301	• . Clip
6	13881-42F00	• . Tube, Outlet
7	09402-50208	• . Clamp
8	13870-21368	• . Tube, Drain
9	09401-11101	•• .. Clip
10	09401-13417	• . Clip
11	01550-06123	Bolt
12	18591-42F00	Sensor, Boost
13	18595-42F10	Holder, Sensor
14	18591-42F00	Sensor, Air Pressure
15	18595-42F10	Holder, Sensor
16	13650-56B00	Sensor, Inlet Air Temp
17	09168-12017	Gasket (12x17x1)



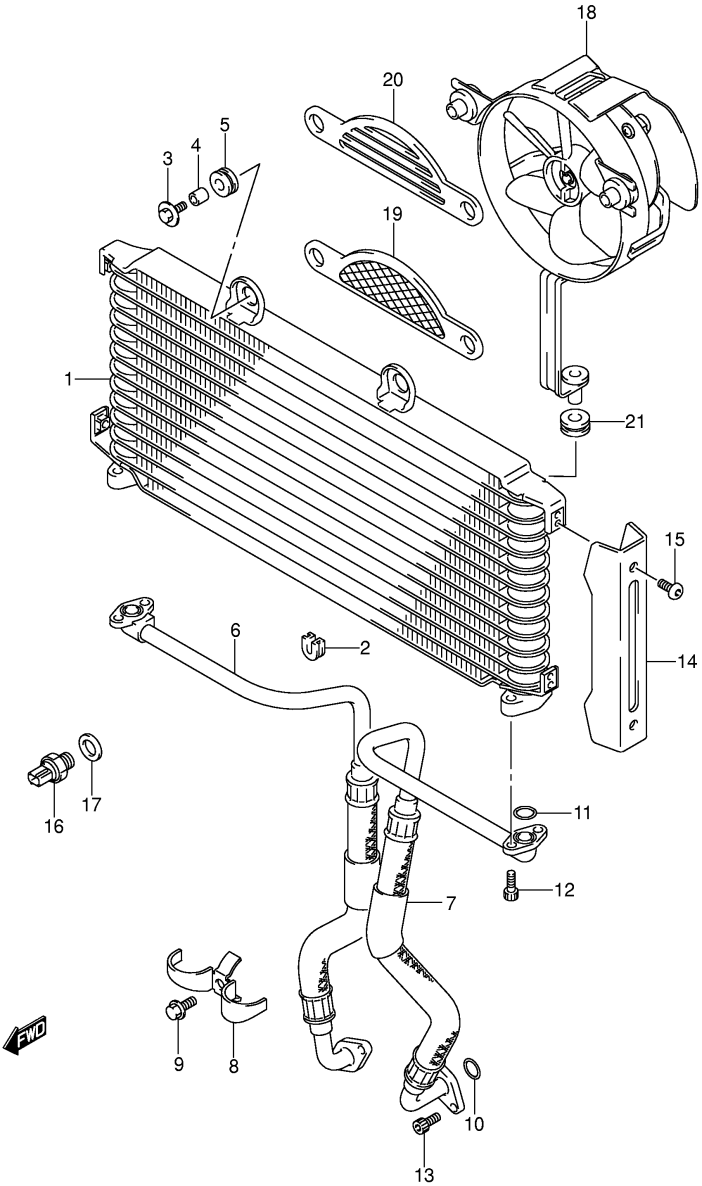
Ref No	Part No	Description
1	14150-42F00	Pipe, Exhaust Rh
2	14160-42F00	Pipe, Exhaust Lh
3	14170-42F00	Pipe, Exhaust Ctr Rh
4	14180-42F00	Pipe, Exhaust Ctr Lh
5	14182-42F00	Clamp, Exhaust Pipe
6	14210-42F00	Body, Manf
7	14771-32E00	Connector, Muf
8	09103-08365	Bolt, Muf Sprt Rr
9	14181-46E00	Gasket, Exhaust Pipe
10	09106-08104	Bolt (6x25)
11	09160-08145	Washer
14	01550-08403	Bolt
15	14780-42F00	Cover, Exhaust Pipe Rh
16	14790-42F00	Cover, Exhaust Pipe Lh
20	09160-06028	Washer (6.5x18x1)
21	09118-08068	Bolt (8x40)
22	09180-08152	Spacer (8.6x12x24.2)
23	09320-12048	Cushion
26	09160-08147	Washer
27	09180-08216	Spacer (8.6x12x25.2)
28	09320-12049	Cushion
29	09103-08358	Bolt, Muf Support
30	08361-25088	Nut
31	08322-01083	Washer

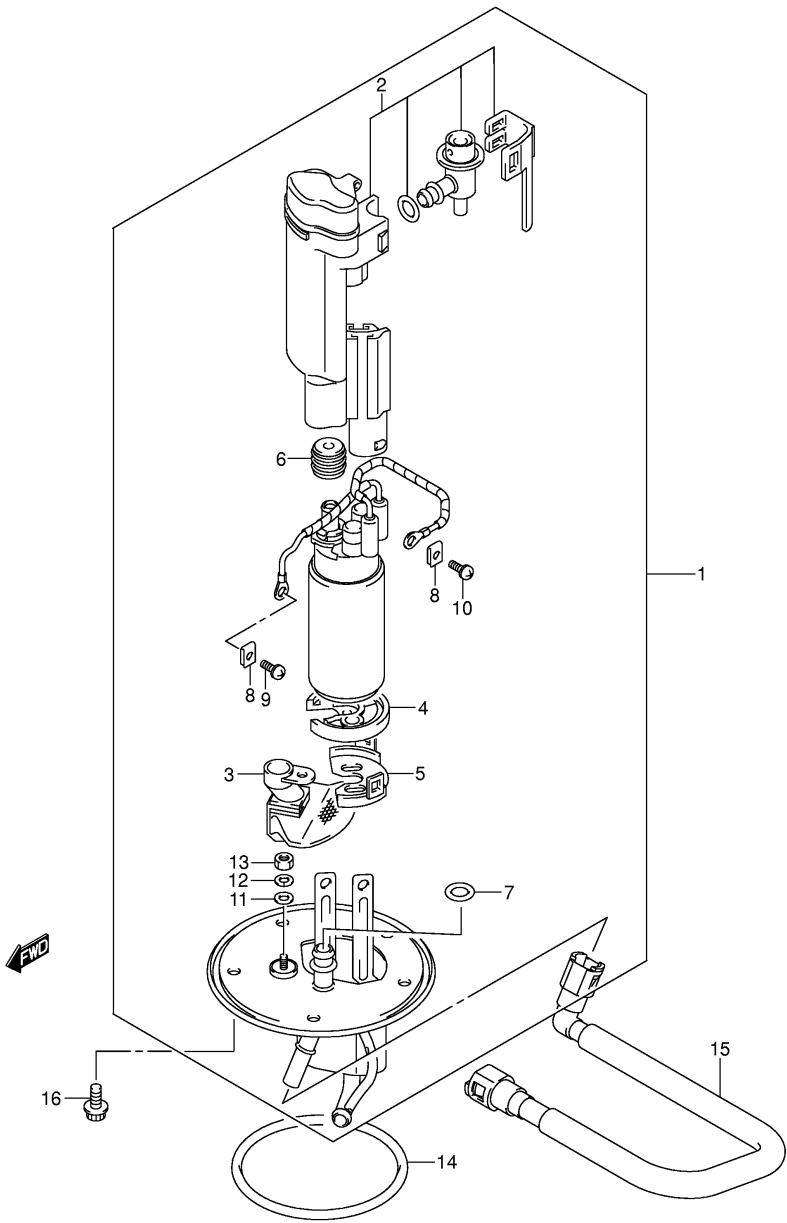
FIG.17A



Ref No	Part No	Description
1	14150-42F30	Pipe, Exh, R
2	14160-42F30	Pipe, Exh, L
3	14170-42F30	Pipe, Exh Ctr, R
4	14180-42F30	Pipe, Exh Ctr, L
5	14181-46E00	Gasket, Exhaust Pipe
6	14182-42F00	Clamp, Exh Pipe
7	14210-42F30	Body, Manf
8	14310-42F40	Body, Muffler
8	14310-42F30	Body, Muffler
9	14459-42F30	Clamp, Muf Conn
10	14771-32E00	Connector, Exh Pipe
11	14771-42F30	Connector, Exh Pipe
12	09106-08165	Bolt, 8x25
13	09160-08145	Washer
14	09103-08365	Bolt, 8x35
15	09118-08068	Bolt, 8x40
16	09180-08152	Spacer, 8.6x12x24.2
17	09320-12048	Cushion
18	09103-08392	Bolt, 8x40
19	08322-01083	Washer
20	09103-08358	Bolt, 8x45
21	09160-08147	Washer
22	09180-08216	Spacer
23	09320-12049	Cushion
24	08361-25088	Nut

Ref No	Part No	Description
1	16600-42F10	Cooler Assy, Oil
2	16628-27A00	Cushion, Oil Cooler
3	09116-06171	Bolt, Oil Cooler (6x30)
4	09180-06296	Spacer, Oil Cooler
5	09320-10015	Cushion, Oil Cooler
6	16460-42F10	Hose, Oil Cooler, Lh
7	16470-42F10	Hose, Oil Cooler, Lh
8	16490-42F00	Clamp, Oil Hose
9	01550-06163	Bolt
10	09280-15003	O Ring, D:2.4 Id:14.8
11	09280-12012	O Ring, D:2.4 Id:11.8
12	07130-06203	Bolt, Oil Cooler Hose Lower
13	07130-06163	Bolt, Oil Cooler Hose Upper
14	16621-42F00	Cover, Oil Cooler
15	09139-06027	Bolt, Oil Cooler Cover
16	17680-39D00	Switch, Fan
17	09168-18009	Gasket, Fan Switch
18	17800-42F00	Fan Assy, Oil Cooler
20	17811-42F10	Guard, Oil Cooler Fan
21	09320-10015	Cushion, Oil Cooler Fan

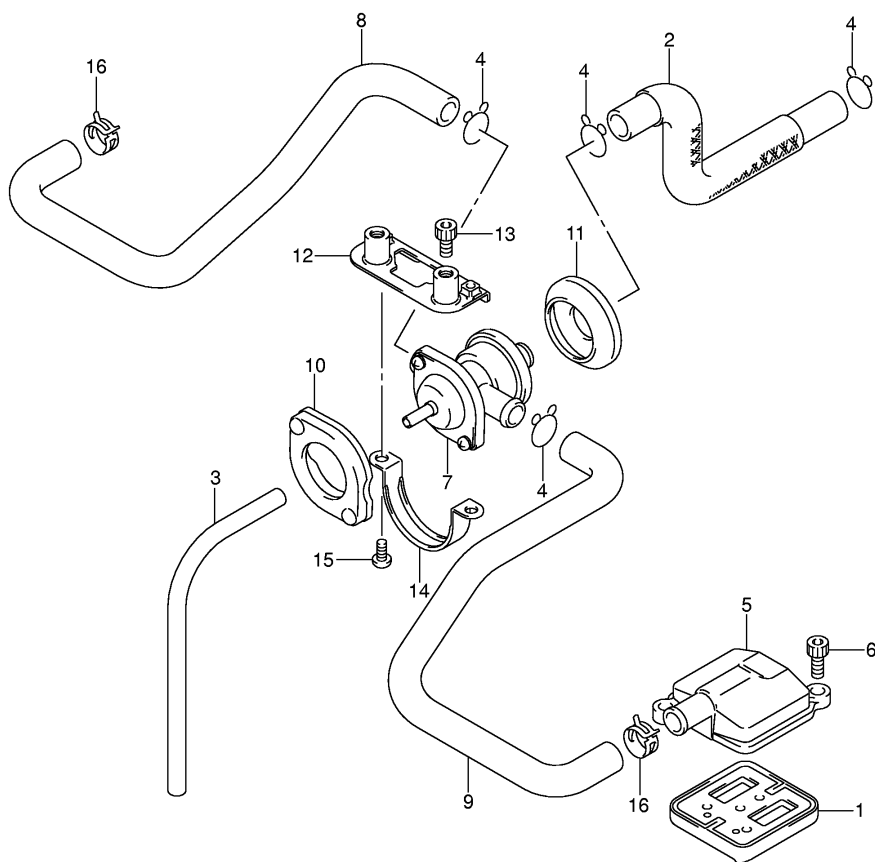


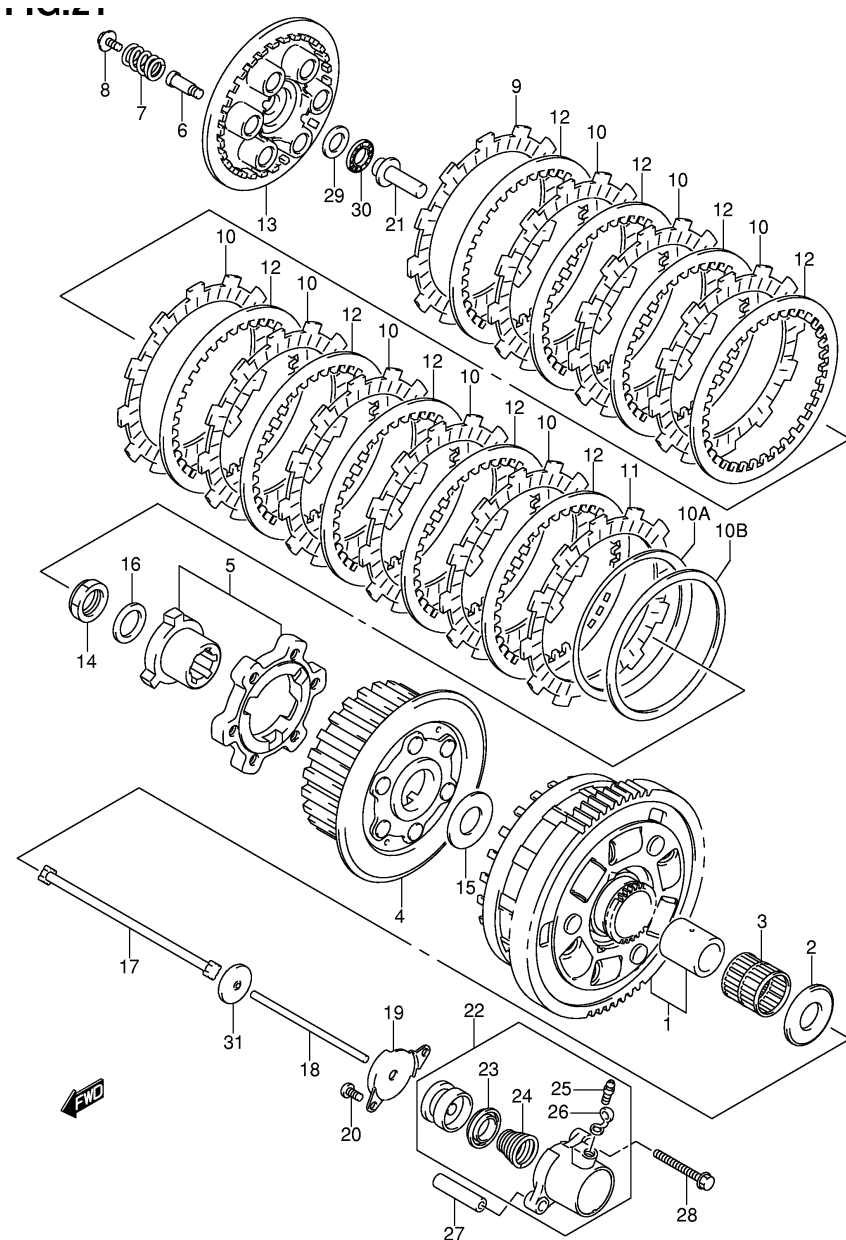


Ref No	Part No	Description
1	15100-42F01	Pump Assy, Fuel
2	15410-42F00	• . Filter Assy Fuel
3	15420-35F01	• . Strainer, Fuel Pump
4	15111-35F00	• . Cushion, Fuel Pump
5	15112-42F00	• . Holder, Fuel Pump
6	15114-35F00	• . Bush, Fuel Pump
7	15113-35F00	• . O Ring
8	15115-35F00	• . Nut
9	15116-35F10	• . Screw
10	15116-35F10	• . Screw, Fuel Gauge
11	15171-35F00	• . Washer
12	15172-35F00	• . Spring Washer
13	15173-35F00	• . Nut
14	15201-35F00	O Ring, Fuel Pump
15	15810-42F00	Hose, Fuel
16	07120-06123	Bolt

Ref No	Part No	Description
1	18450-42F00	Valve Assy, 2nd Air Reed
2	18711-42F00	Hose, 2nd Air Cleaner
3	09355-35755-600	Hose, 2nd Air Valve Vacuum
4	09401-15101	Clip
5	18531-42F00	Cover, 2nd Air Reed Valve
6	07130-06163	Bolt
7	18510-35F00	Valve Assy, Air Cut
8	18461-42F00	Hose, Air Cut Valve, Rh
9	18471-42F00	Hose, Air Cut Valve, Lh
10	18516-35F00	Cushion, Air Cut Valve Up
11	18517-35F00	Cushion, Air Cut Valve Lwr
12	18610-42F01	Bracket, Air Cut Valve
13	07130-06103	Bolt
14	18618-42F00	Holder, Air Cut Valve
15	02112-05103	Screw
16	09401-16406	Clip

FIG.20

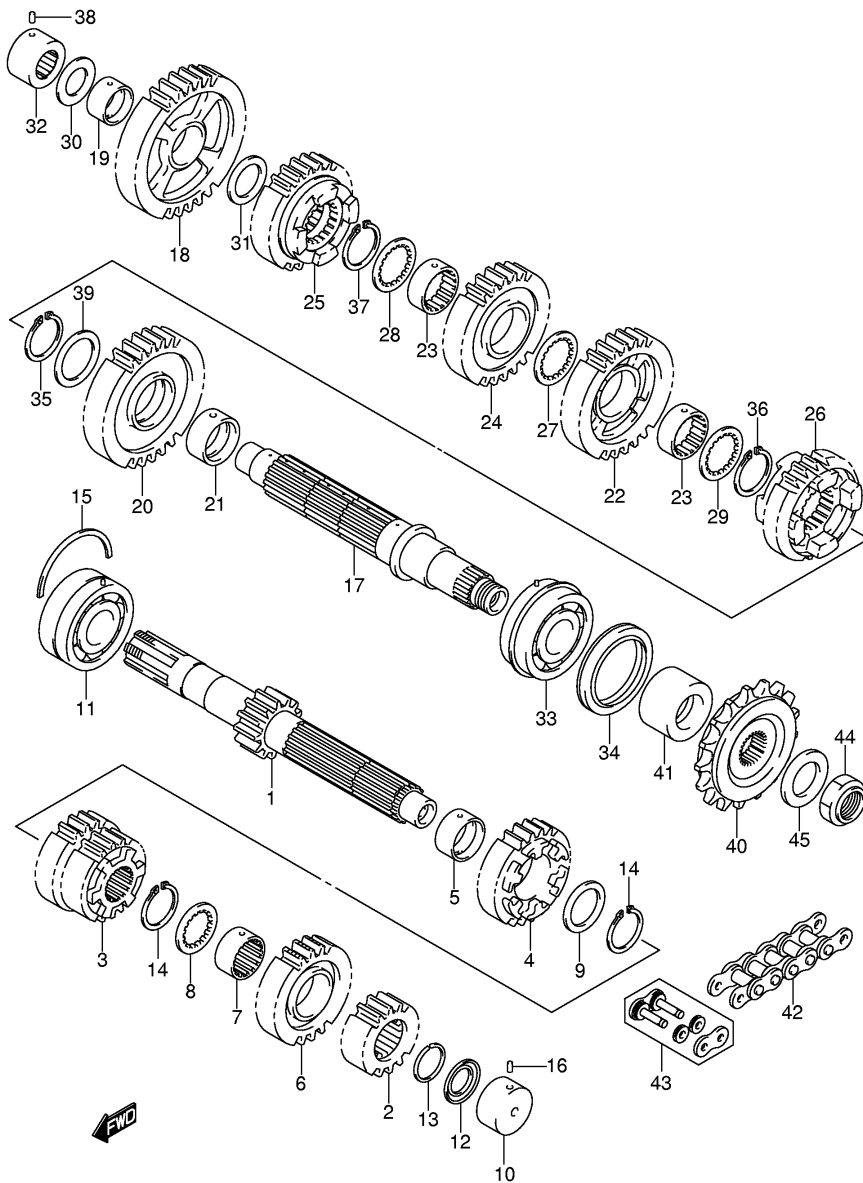




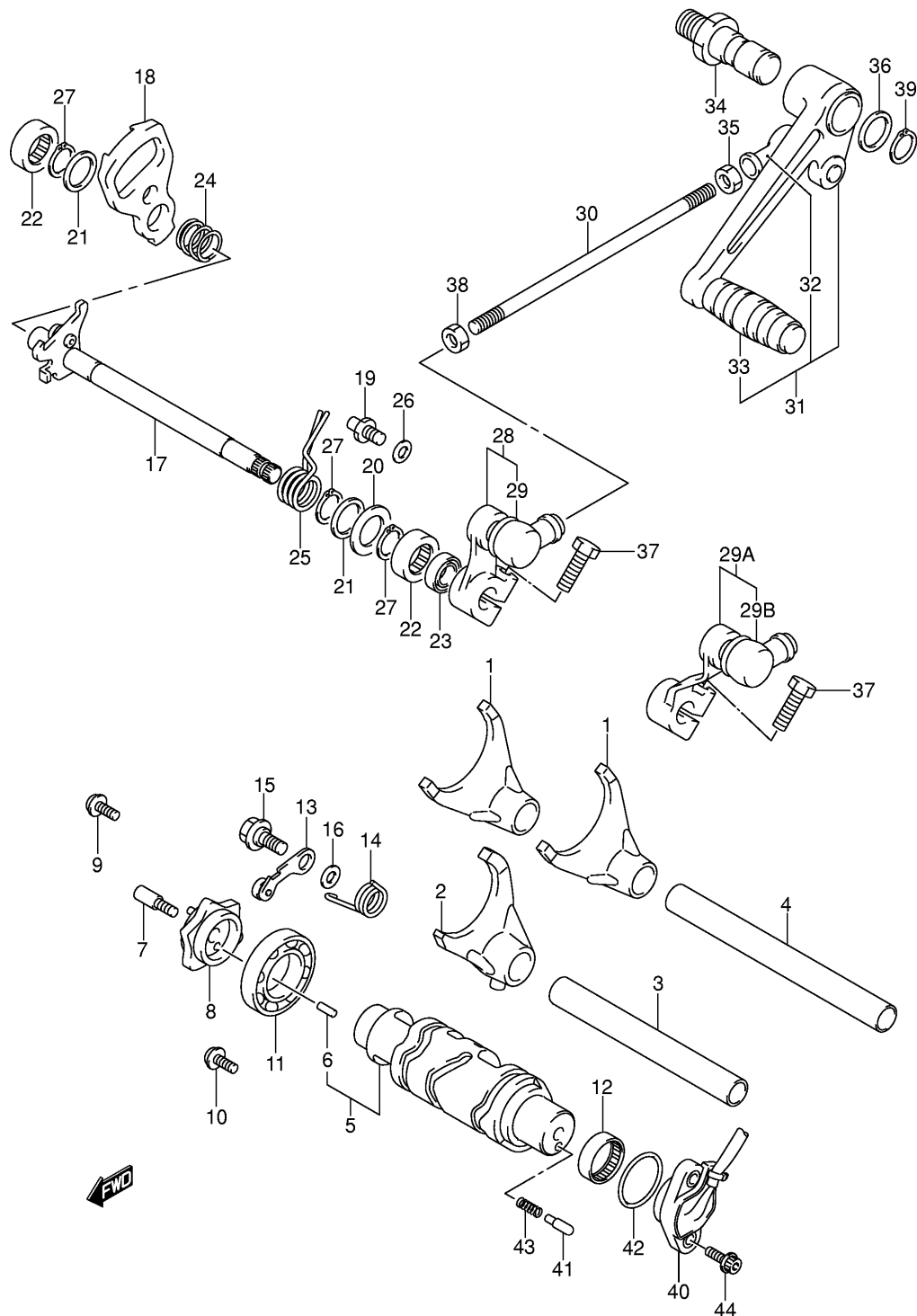
GSX1400K2 E02_021
CLUTCH

Ref No	Part No	Description
1	21200-42830	Gear Assy, Primary Driven
2	09160-25037	Washer (25.1x54x2.5)
3	09263-35017	Bearing (35x40x35.8)
4	21410-42F00	Hub, Clutch Sleeve
5	21610-02F12	Cam Set, Clutch
6	21481-42F00	Bolt, Clutch Spr Support
7	21413-42F00	Spring, Clutch
8	21482-13E00	Bolt, Clutch Spring
9	21441-42F00	Plate, Clutch Drive, No.2
10	21441-42F10	Plate, Clutch Drive, No.1
10a	21472-02F10	Washer, Clutch Plate
10b	21471-02F10	Seat, Wave Washer
11	21442-42F00	Plate, Clutch Drive, No.3
12	21451-02F10	Plate, Clutch Driven
13	21462-02F10	Disk, Clutch Pressure
14	09159-24010	Nut
15	09160-25056	Washer (25x50x2.5)
16	09164-24006	Washer (24.2x35x2)
17	23110-38B00	Rod, Clutch Push, Rh
18	23111-42F00	Rod, Clutch Push, Lh
19	23117-46E00	Cover, Clutch Release Cylinder
20	02112-06103	Screw
21	23121-31E00	Piece, Clutch Push
22	23160-06B02	Cylinder, Clutch Release
23	23163-06B00	• . Cup
24	23164-05A00	• . Spring
25	59121-01A00	• . Bleeder
26	59122-01A00	• . Cap, Bleeder
27	04211-09129	Pin
28	07130-06253	Bolt
29	09160-15045	Washer (15.5x28x1)
30	09263-15003	Bearing (15x28x2)
31	09283-06007	Seal (6x34x5.5)

FIG.22

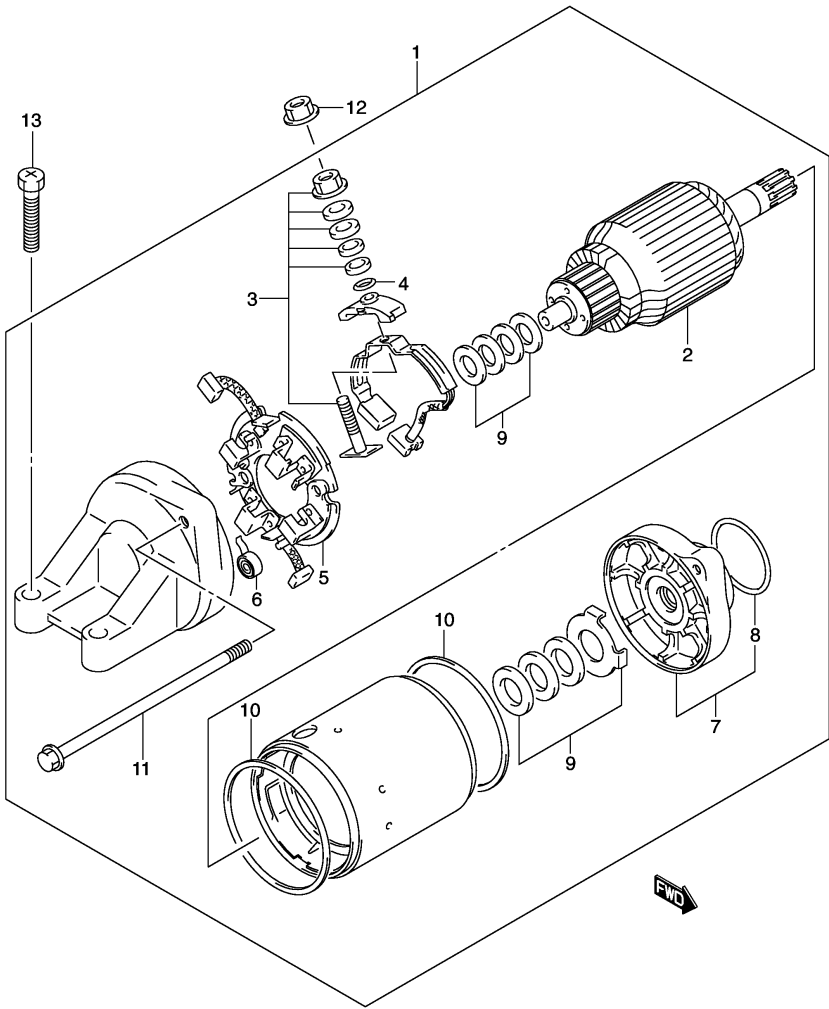


Ref No	Part No	Description
1	24120-24F10	Shaft, Counter (nt:12)
2	24221-24F00	Gear, 2nd Drive (nt:16)
3	24231-24F30	Gear, 3rd & 4th Drive (nt:19/21)
4	24251-24F20	Gear, 5th Drive (nt:22)
5	24252-24F10	Bush, 5th Drive Gear
6	24261-24F20	Gear, 6th Drive (nt:24)
7	24262-24F10	Bush, 6th Drive Gear
8	09167-27003	Washer (27x36x2.5)
9	09181-27014	Washer (27x36x2.5)
10	09263-20085	Bearing, Cntr Shaft, Lh
11	09267-25012	Bearing, Cntr Shaft, Rh
12	09285-20006	Seal, Oil (20x31.7x2.7)
13	09380-27004	Circlip, 2nd Drive
14	09380-27006	Circlip, 5th /6th Drive
15	09390-62012	C Ring
16	04221-07209	Pin, Cntr Shaft Brg, Lh
17	24131-24F10	Shaft Drive
18	24311-24F10	Gear, 1st Driven (nt:35)
19	24312-24F10	Bush, 1st Driven Gear
20	24321-24F00	Gear, 2nd Driven (nt:31)
21	24322-24F10	Bush, 2nd Driven Gear
22	24331-24F00	Gear, 3rd Driven (nt:29)
23	24332-24F10	Bush, 3rd /4th Driven
24	24341-24F10	Gear, 4th Driven (nt:27)
25	24351-24F20	Gear, 5th Driven (nt:25)
26	24361-24F20	Gear, 6th Driven (nt:24)
27	09167-30008	Washer (30x38x2)
28	09167-30008	Washer (30x38x2)
29	09167-30008	Washer (30x38x2)
30	09181-20251	Washer (20x34x1.0)
31	09181-24005	Washer (24x34x1.0)
32	09263-20040	Bearing, Drive Shaft, Rh
33	09267-30011	Bearing, Drive Shaft, Lh
34	09283-42017	Seal, Oil (24x62x7)
35	09380-30009	Circlip, 2nd
36	09380-30009	Circlip, 3rd
37	09380-30009	Circlip, 4th
38	04221-07209	Pin, Drive Shaft Brg, Rh
39	08211-30405	Washer
40	27510-21A40	Sprocket, Engine (nt:18)
41	27531-42F00	Spacer, Sprocket Inner
42	27600-24F00-116	Chain Assy (rk Gb50gszv3,116le)
43	27620-24F00	Joint Set
44	09159-20004	Nut, Engine Sprocket
45	09160-25009	Washer (25x41x3)



Ref No	Part No	Description
1	25211-24F10	Fork, Gear Shift, N0.1
2	25231-24F10	Fork, Gear Shift, N0.3
3	25411-27A00	Shaft, Gear Shift, Fork N0.2
4	25411-38B01	Shaft, Gear Shift, Fork N0.1
5	25310-42F00	Cam, Gear Shift
6	04221-04089	• . Pin
7	25312-42F00	Bolt, Gear Shift Cam Plate
8	25381-42F00	Plate, Gear Shift Cam
9	09136-06147	Screw (6x12)
10	09136-06147	Screw (6x12)
11	09262-25006	Bearing (25x47x8)
12	09263-25018	Bearing (25x32x12)
13	25350-35F00	Stopper, Shift Cam
14	25355-35F01	Spring, Stopper Arm
15	09111-06041	Bolt (6x14.3)
16	08211-06141	Washer
17	25510-42F00	Shaft, Gear Shift
18	25512-13E11	Plate, Gear Shift Cam Drive
19	25671-35F00	Stopper, Gear Shift Arm
20	09160-14016	Washer (14x29x0.8)
21	09181-14195	Washer (14x24x1.0)
22	09263-14027	Bearing (14x20x12)
23	09283-14006	Seal, Oil (14x22x6)
24	09440-17009	Spring, Shift Plate Return
25	09444-20001	Spring, Shift Plate Return
26	08211-06141	Washer
27	08331-31146	Circlip
29a	25520-42E00	Arm, Gear Shift Link
29b	25526-47000	• . Cover, Dust
30	25525-07A10	Rod, Gear Shift Link
31	25600-42F00	Lever Assy, Gear Shift
32	25526-47000	• . Cover, Dust
33	25652-16500	• . Rubber
34	25617-03F00	Shaft, Gear Shift
35	09140-06020	Nut
36	09160-12011	Washer (12.5x20x1)
37	01500-06203	Bolt
38	09140-06025	Nut
39	08331-31126	Circlip
40	37730-35F10	Base Assy, Gear Shift Term
41	09209-05011	Contact, Gear Shift Sw
42	09280-26005	O Ring (d:2.4,id:26.2)
43	09440-04010	Spring
44	09106-05023	Bolt (5x16)

FIG.24



Ref No	Part No	Description
1	31100-26D10	Motor Assy, Starting
2	31310-40C02	• . Armature
3	31130-38B00	• . Terminal Set Brush
4	31143-49040	• . O Ring
5	31132-38B00	• . Holder Set, Brush
6	31135-38B00	• . Spring, Brush
7	31150-26D00	• . Bracket Assy, Front
8	31156-48B00	•• .. O Ring
9	31170-19B10	• . Washer Set
10	31264-31300	• . O Ring
11	31280-26D00	• . Bolt
12	08361-35068	Nut
13	09128-06024	Bolt (6x25)

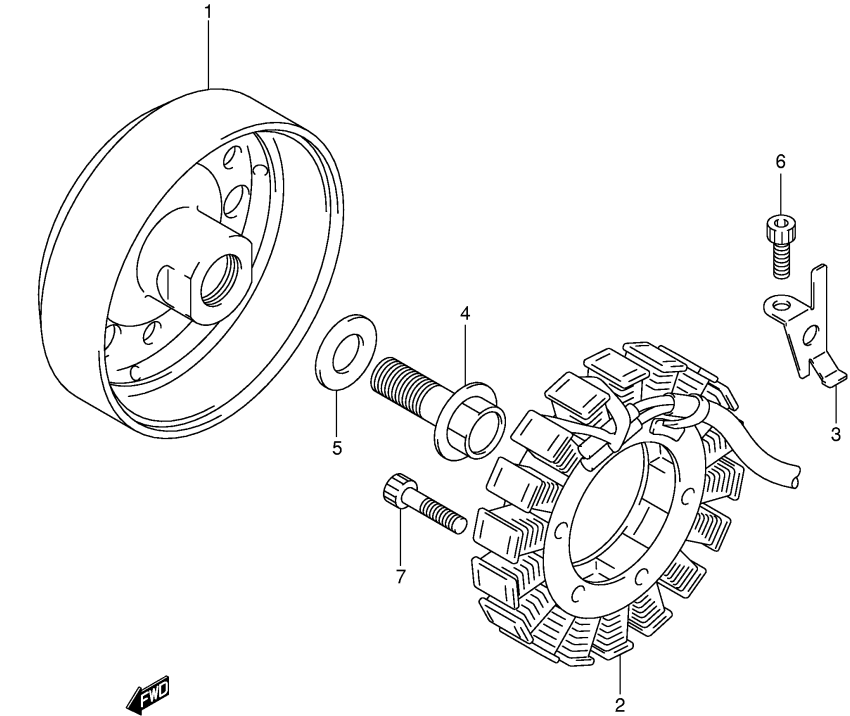
GSX1400K2 E02_024
STARTING MOTOR

GSX1400K2 (GSX1400K2 E2)

FIG25

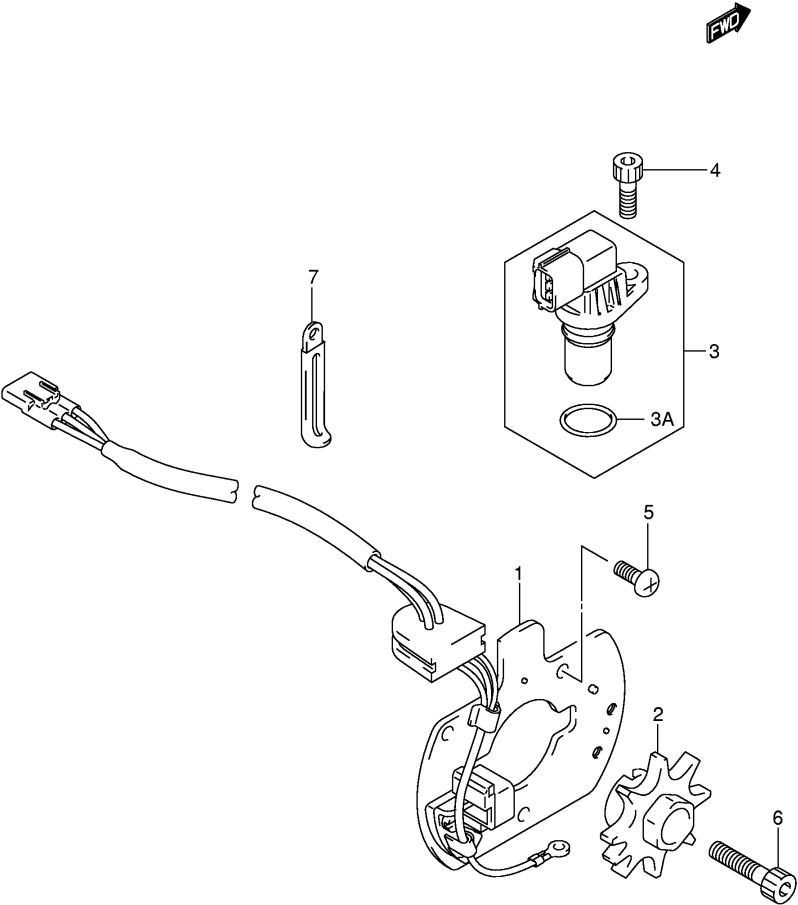
GENERATOR

Ref No	Part No	Description
1	31402-42F00	Rotor Assy, Generator
2	31401-42F00	Stator Assy, Generator
3	32371-33E00	Clamp
4	09103-14022	Bolt (12x30)
5	09160-14009	Washer (12x27x2)
6	07130-06123	Bolt
7	07130-06253	Bolt



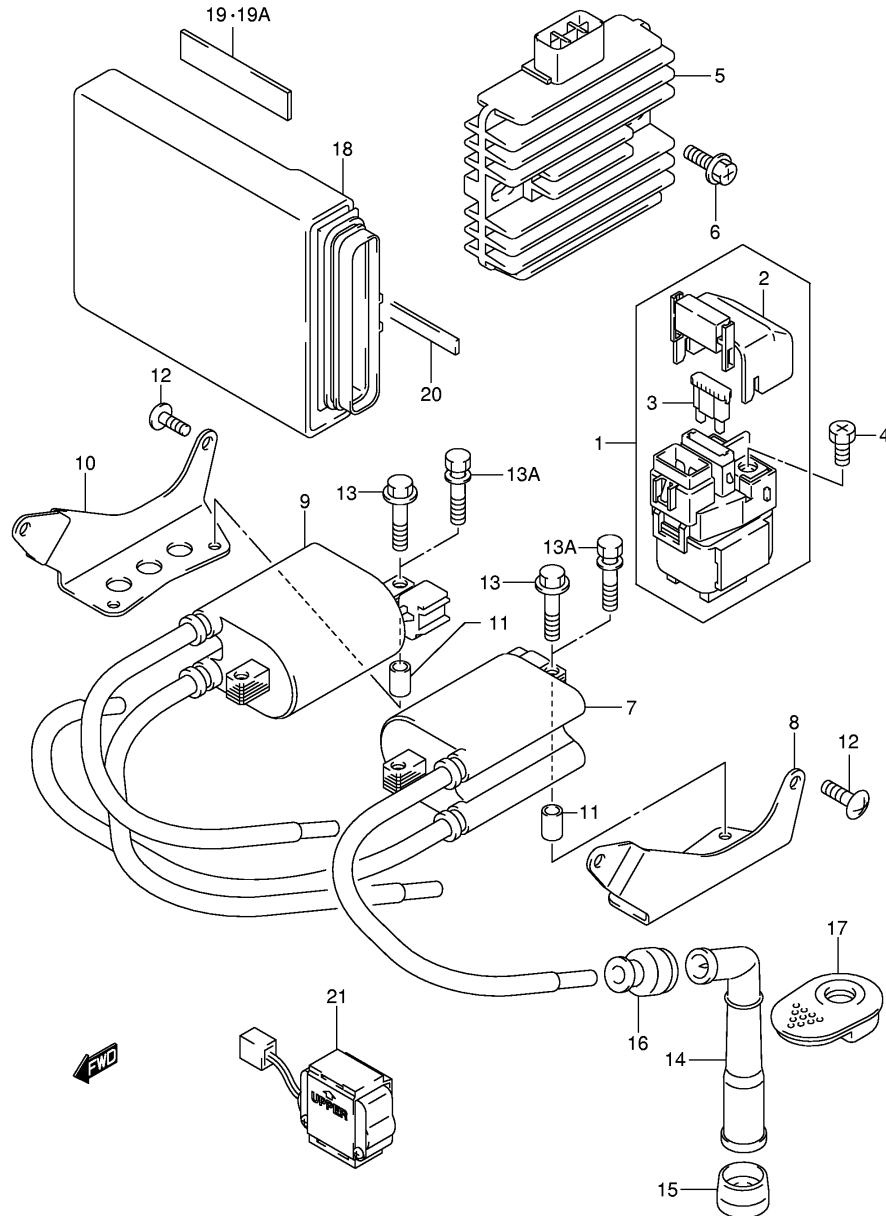
GSX1400K2 E02_025
GENERATOR

FIG.26



Ref No	Part No	Description
1	33110-31F00	Stator, Signal Generator
2	33120-42F00	Rotor, Signal Generator
3	33220-84G00	Sensor Assy, Cam Position
3a	33221-42F00	• O Ring
4	07130-06163	Bolt
5	02112-05103	Screw
6	07130-08303	Bolt
7	09404-06429	Clamp (l:45)

FIG.27



Ref No	Part No	Description
1	31800-26E00	Relay Assy, Starting Motor
2	31861-26E00	• . Cover
3	09481-30101	• . Fuse (30a)
4	09128-06013	Bolt (6x8)
5	32800-42F00	Rectifier Assy
6	02162-06203	Bolt
7	33410-42F00	Coil Assy, Ignition
8	33414-42F00	Bracket, Ign Coil, Lh
9	33420-42F00	Coil Assy, Ignition
10	33424-42F00	Bracket, Ign Coil, Rh
11	09180-06195	Spacer (6.4x10x18)
12	02142-06163	Screw
14	33510-48B10	Cap, Spark Plug
15	33541-23E01	Seal, Spark Plug
16	33542-38B00	Seal, High Tension Cord
17	33543-48B00	Cover, Spark Plug Cap
18	32920-42F21	Control Unit, Fi
20	33652-42F00	Cushion (130x10x2)
21	33960-02F00	Sensor Assy, Fuel Cut

Ref No	Part No	Description
1	31800-26E00	Relay Assy, Starting Motor
2	31861-26E00	• . Cover
3	09481-30101	• . Fuse (30a)
4	09128-06013	Bolt (6x8)
5	32800-42F00	Rectifier Assy
6	02162-06203	Bolt
7	33410-42F00	Coil Assy, Ignition
8	33414-42F00	Bracket, Ign Coil, Lh
9	33420-42F00	Coil Assy, Ignition
10	33424-42F00	Bracket, Ign Coil, Rh
11	09180-06195	Spacer (6.4x10x18)
12	02142-06163	Screw
13	09116-06187	Bolt
14	33510-48B10	Cap, Spark Plug
15	33541-23E01	Seal, Spark Plug
16	33542-38B00	Seal, High Tension Cord
17	33543-48B00	Cover, Spark Plug Cap
18	32920-42F90	Control Unit, Fi
18	32920-42FA0	Control Unit, Fi
18	32920-42F70	Control Unit, Fi
18	32920-42FB0	Control Unit, Fi
19	33651-37000	Cushion (170x95x3.0)
20	33652-42F00	Cushion (130x10x2)
21	33960-02F00	Sensor Assy, Fuel Cut

FIG.27A

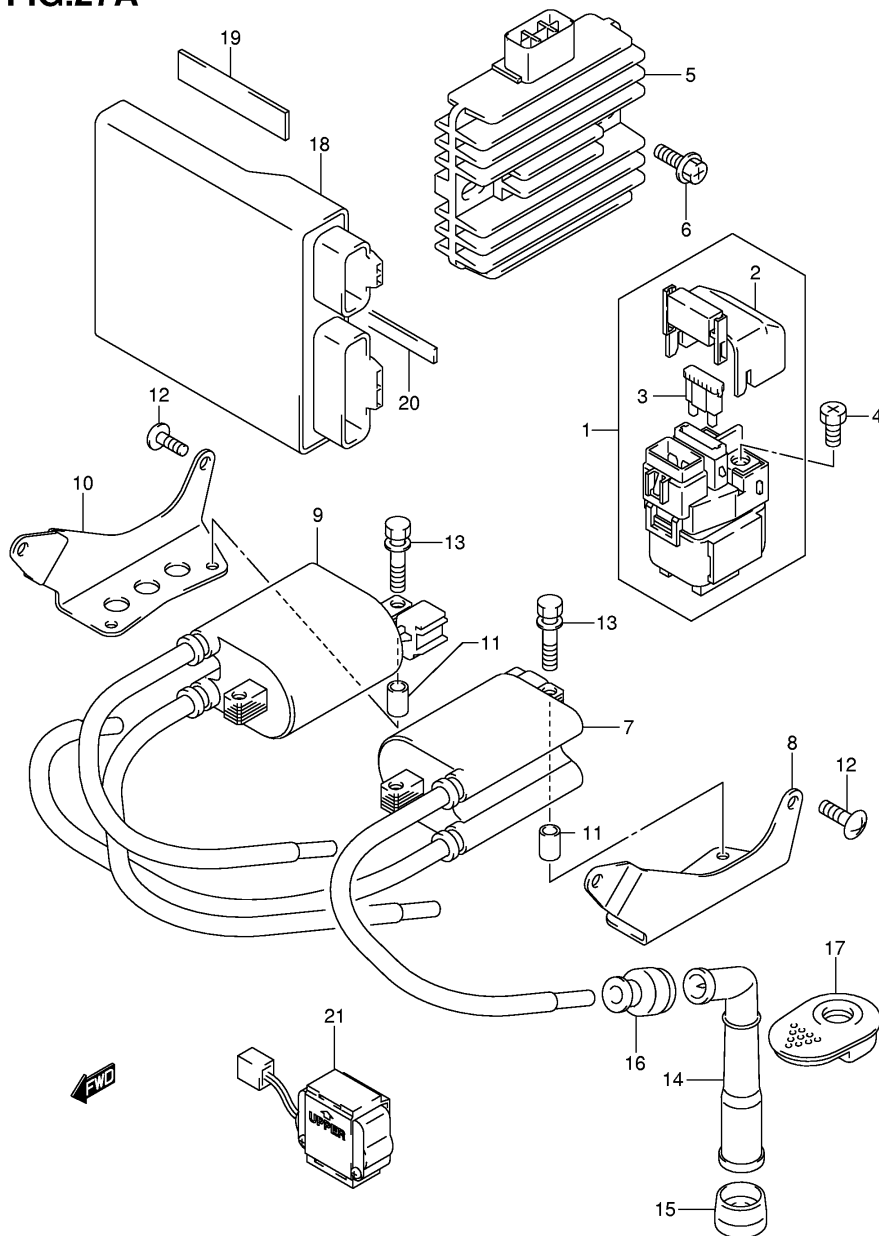
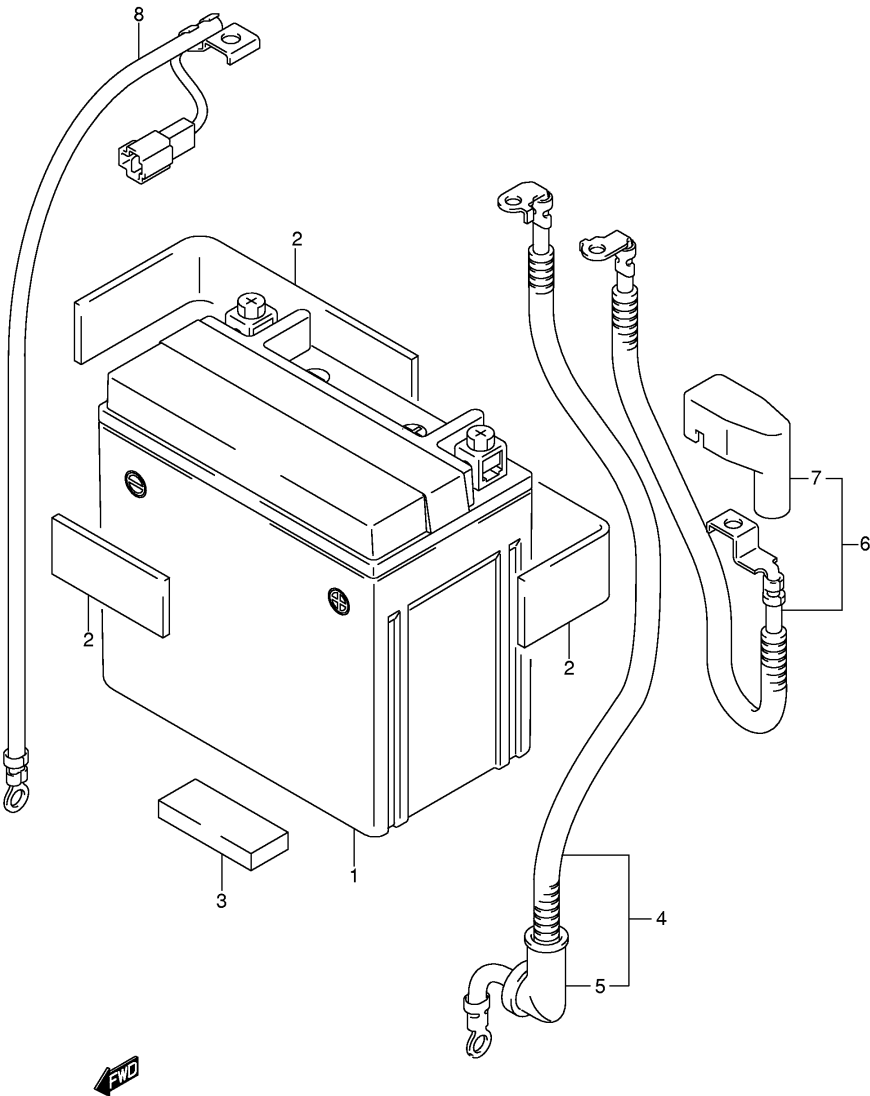
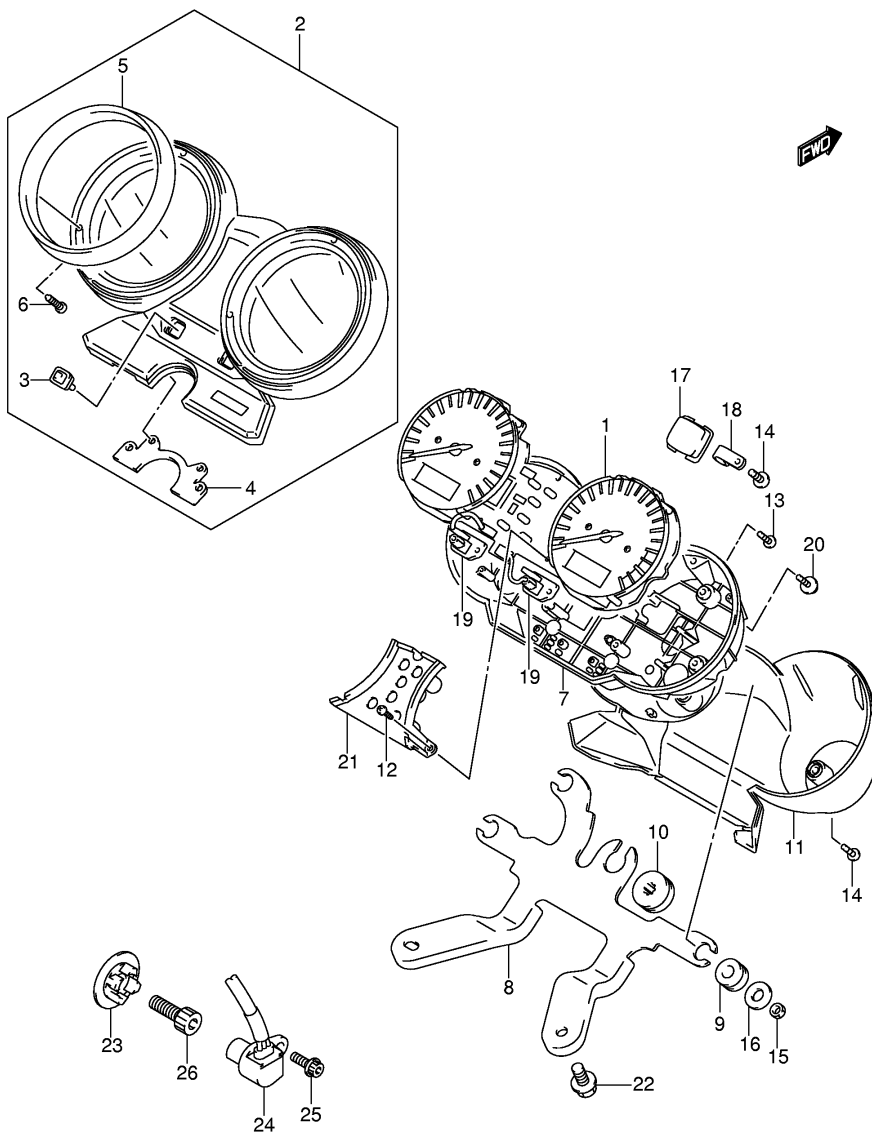


FIG.28



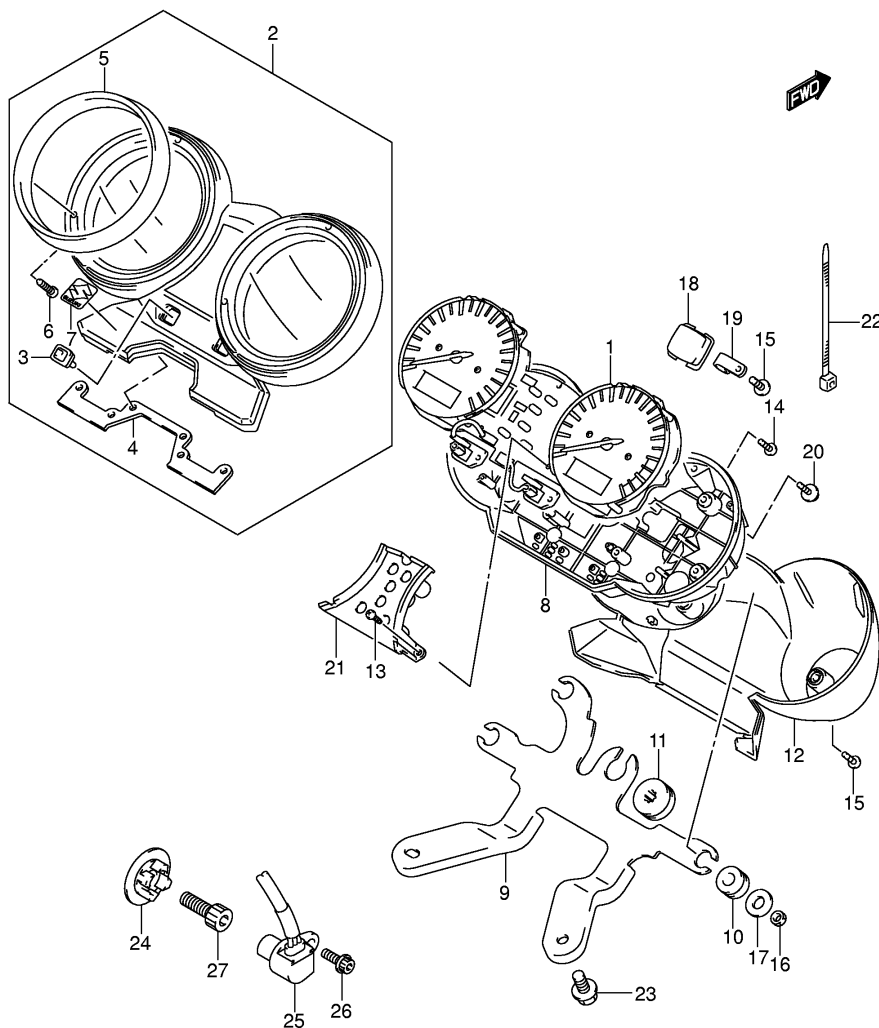
Ref No	Part No	Description
1	33610-26D10	Battery (ytx14-bs,12v 12ah)
2	33651-37000	Protector (170x95x3.0)
3	33652-35400	Protector (20x50x8.0)
4	33810-42F00	Wire, Starter Motor Lead
5	31861-48B10	• . Cap, Starter Motor Lead
6	33820-42F00	Wire, Battery Plus Lead
7	33624-27G00	• . Cap, Battery Plus
8	33860-42F00	Wire, Battery Minus

FIG.29

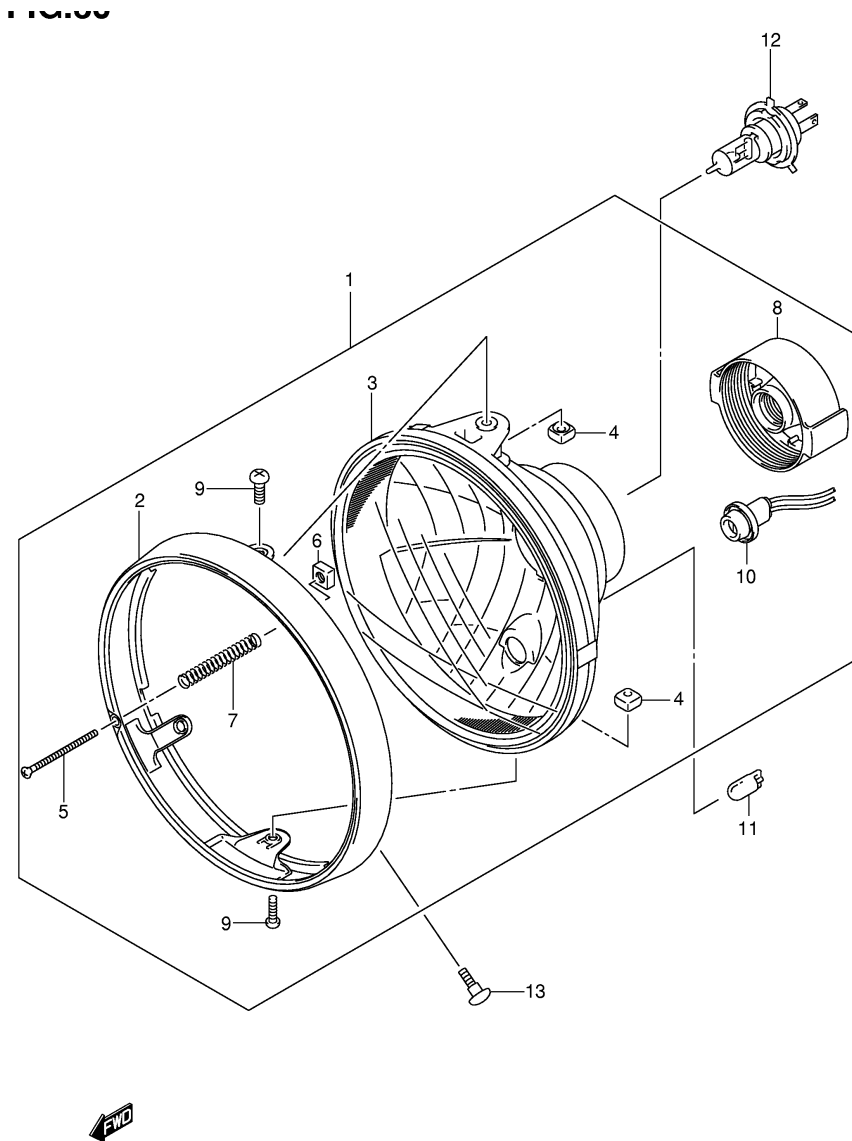


Ref No	Part No	Description
1	34120-42F10	Speedometer (mile/kilo)
1	34120-42F00	Speedometer (kilo)
2	34150-42F00	Case, Upper
3	34124-31F10	• . Rubber, Switch
4	34188-42F00	• . Damper
5	34193-42F00	• . Cover, Meter
6	34183-31F10	• . Screw (2.3x8)
7	34111-31F10	Case Assy, Lower
8	34950-42F00	Bracket
9	34189-32B00	Cushion
10	34955-13E00	Cushion
11	34152-42F00	Cover
12	34149-31F10	Screw, Pan Head (3x14)
13	09132-03008	Screw (3x16)
14	03512-04149	Screw
15	08310-00057	Nut
16	09160-05013	Washer (5.2x16x1)
17	34198-19F20	Grommet
18	34179-21F00	Clamp
19	34177-42F00	Plate, Printed Circuit
20	34383-31F10	Screw, Pan Head
21	34165-42F00	Case, Inner
22	07120-06163	Bolt
23	34981-35F00	Rotor, Speed
24	34990-35F00	Sensor, Speed
25	07120-05123	Bolt
26	07130-08253	Bolt

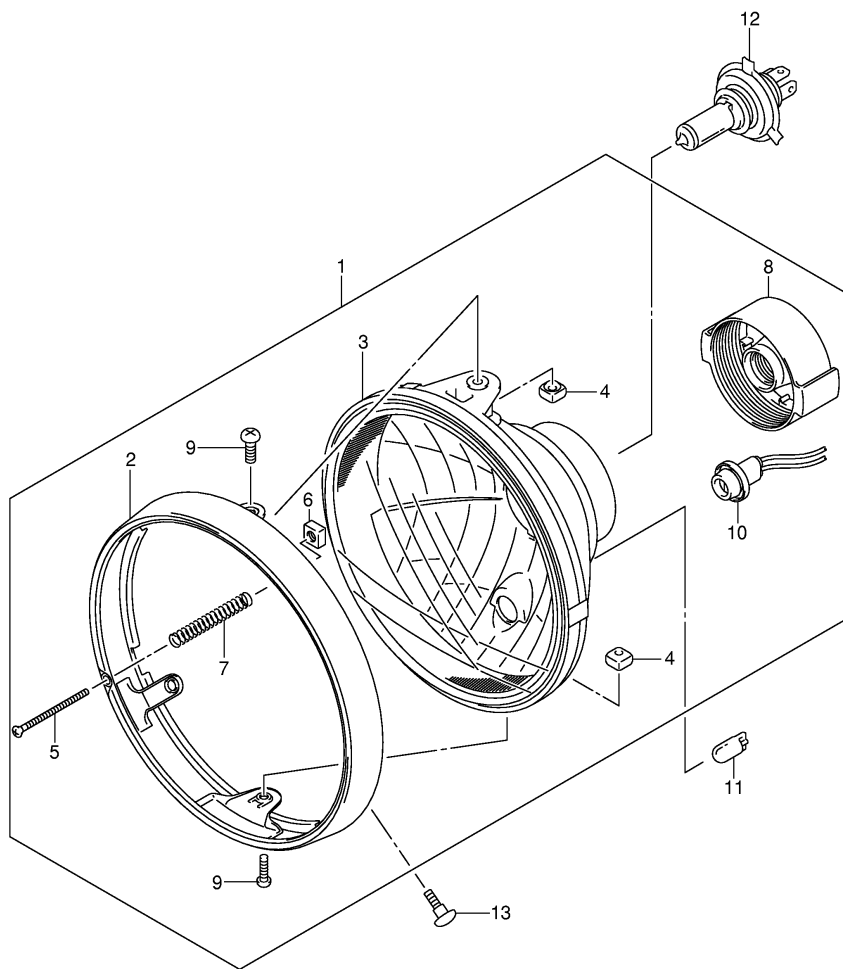
FIG.29A



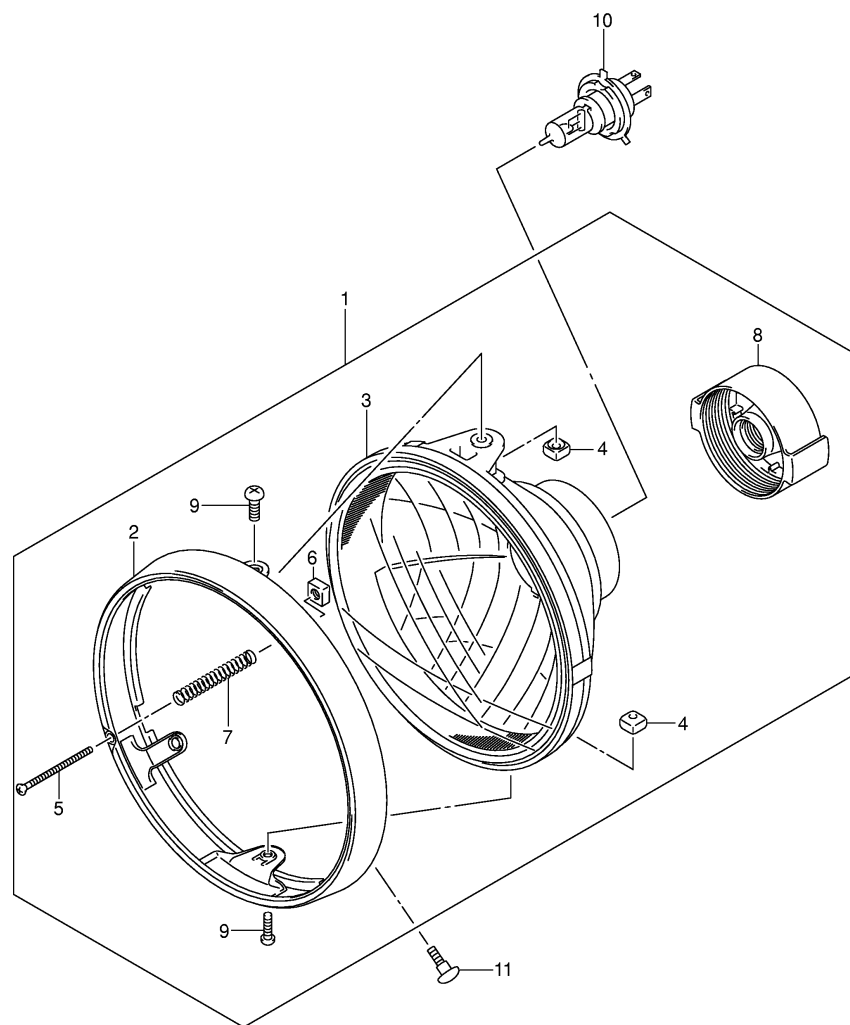
Ref No	Part No	Description
1	34120-42F50	Speedometer (mile/kilo)
1	34120-42F40	Speedometer (kilo)
2	34150-42F40	Case, Upper
3	34124-31F10	• . Rubber, Switch
4	34188-42F30	• . Damper
5	34193-42F00	• . Cover, Meter
6	34183-31F10	• . Screw (2.3x8)
7	68281-35F00	• . Emblem
8	34111-31F00	Case Assy, Lower
9	34950-42F00	Bracket
10	34189-32B00	Cushion
11	34955-13E00	Cushion
12	34152-42F00	Cover
13	34149-31F10	Screw, Pan Head (3x14)
14	09132-03008	Screw (3x16)
15	34149-17E10	Screw (4x14)
16	08310-00057	Nut
17	09160-05013	Washer (5.2x16x1)
18	34198-19F20	Grommet
19	34179-21F00	Clamp
20	34383-31F10	Screw, Pan Head
21	34165-42F00	Case, Inner
22	09407-14407	Clamp (I:145)
23	07120-06163	Bolt
24	34981-35F00	Rotor, Speed
25	34990-35F00	Sensor, Speed
26	07120-05123	Bolt
27	07130-08253	Bolt



Ref No	Part No	Description
1	35100-19F60-999	Headlamp Assy
1	35100-19F50-999	Headlamp Assy
2	35111-19F00	• . Rim
3	35121-19F60	• . Lamp Unit
3	35121-19F50	• . Lamp Unit
4	35135-45900	• . Nut
5	35151-19F00	• . Screw, Adjusting
6	35152-45600	• . Nut
7	35154-13F00	• . Spring
8	35174-19F00	• . Cover, Socket
9	35181-19F00	• . Screw (5x16)
10	36118-19F00	• . Cord, Position
11	09471-12081	Bulb (12v, 5w)
12	09471-12185	Bulb (12v, 60/55w)
13	09139-05038	Screw

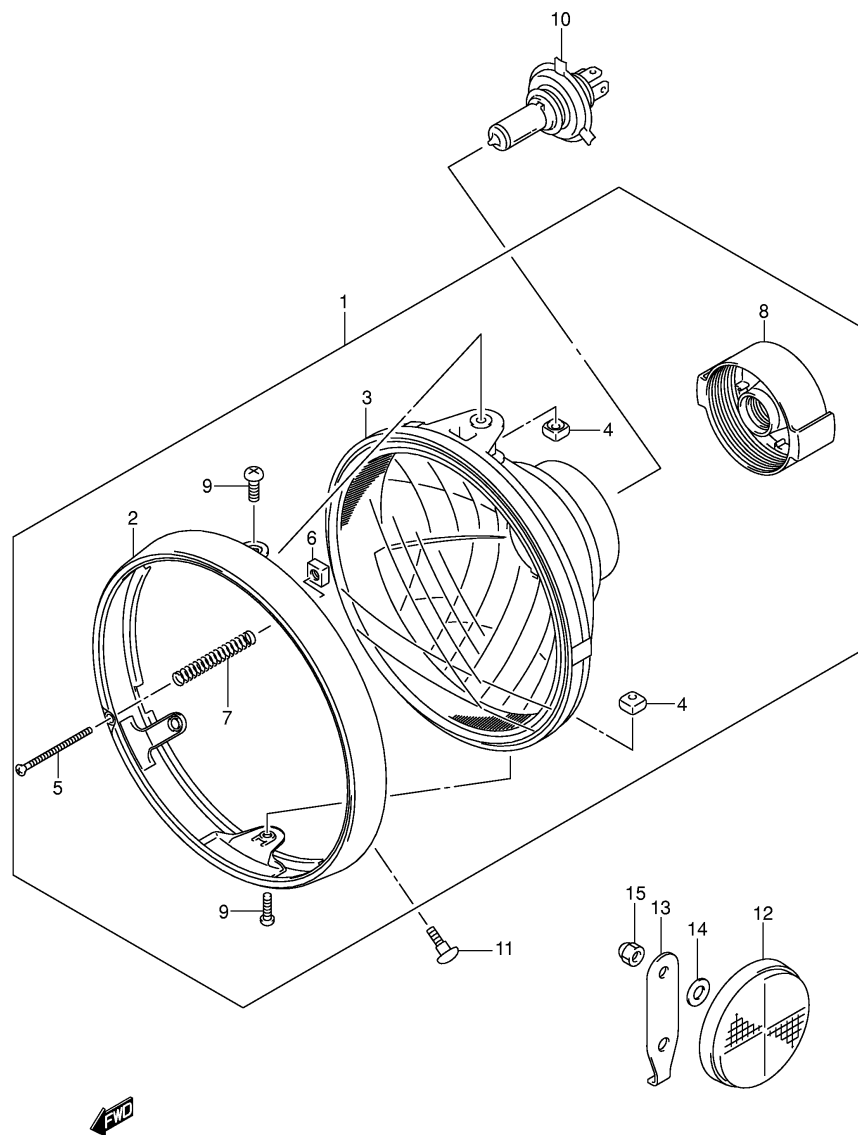


Ref No	Part No	Description
1	35100-19F90-999	Headlamp Assy
1	35100-19F80-999	Headlamp Assy
2	35111-19F00	. Rim
3	35121-19F60	. Lamp Unit
3	35121-19F50	. Lamp Unit
4	35135-45900	. Nut
5	35151-19F00	. Screw, Adjusting
6	35152-45600	. Nut
7	35154-49200	. Spring
8	35174-19F00	. Cover, Socket
9	35181-19F00	. Screw (5x16)
10	36118-19F00	. Cord, Position
11	09471-12081	Bulb (12v, 5w)
12	09471-12060	Bulb (12v, 60/55w,h4)
13	09139-05038	Screw



Ref No	Part No	Description
1	35100-19F00-999	Head Lamp Assy
2	35111-19F00	• Rim
3	35121-19F00	• Lamp Unit
4	35135-45900	• Nut
5	35151-19F00	• Screw, Adjusting
6	35152-45600	• Nut
7	35154-13F00	• Spring
8	35174-19F00	• Cover, Socket
9	35181-19F00	• Screw (5x16)
10	09471-12185	Bulb (12v,60/55w)
11	09139-05038	Screw





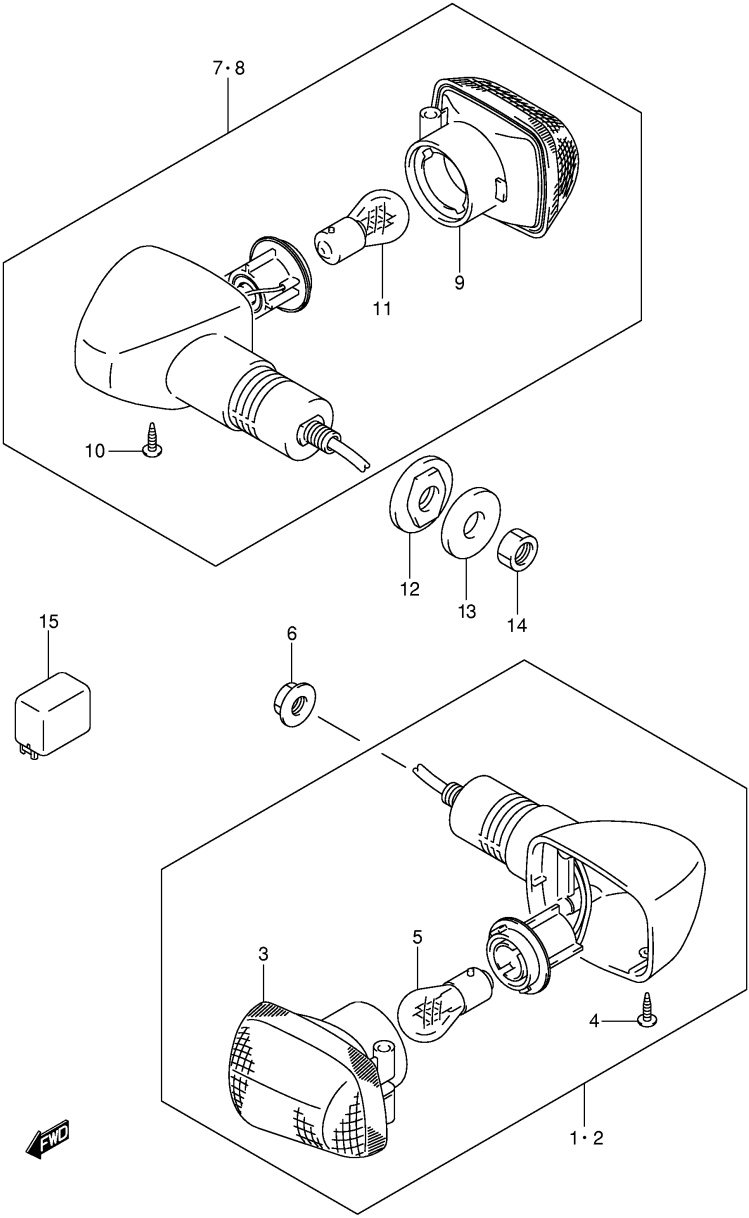
Ref No	Part No	Description
1	35100-19F70-999	Head Lamp Assy
2	35111-19F00	• . Rim
3	35121-19F00	• . Lamp Unit
4	35135-45900	• . Nut
5	35151-19F00	• . Screw, Adjusting
6	35152-45600	• . Nut
7	35154-49200	• . Spring
8	35174-19F00	• . Cover, Socket
9	35181-19F00	• . Screw (5x16)
10	09471-12060	Bulb (12v,60/55w,h4)
11	09139-05038	Screw
12	35950-14A00	Reflex Reflector Assy, Fr Side
13	35956-42F00	Bracket, Fr Side
14	09161-06008	Washer (6.5x13x1.0)
15	08313-10053	Nut

GSX1400K2 (GSX1400K2 E2)

FIG32

URNSIGNAL LAMP (E2,E19)

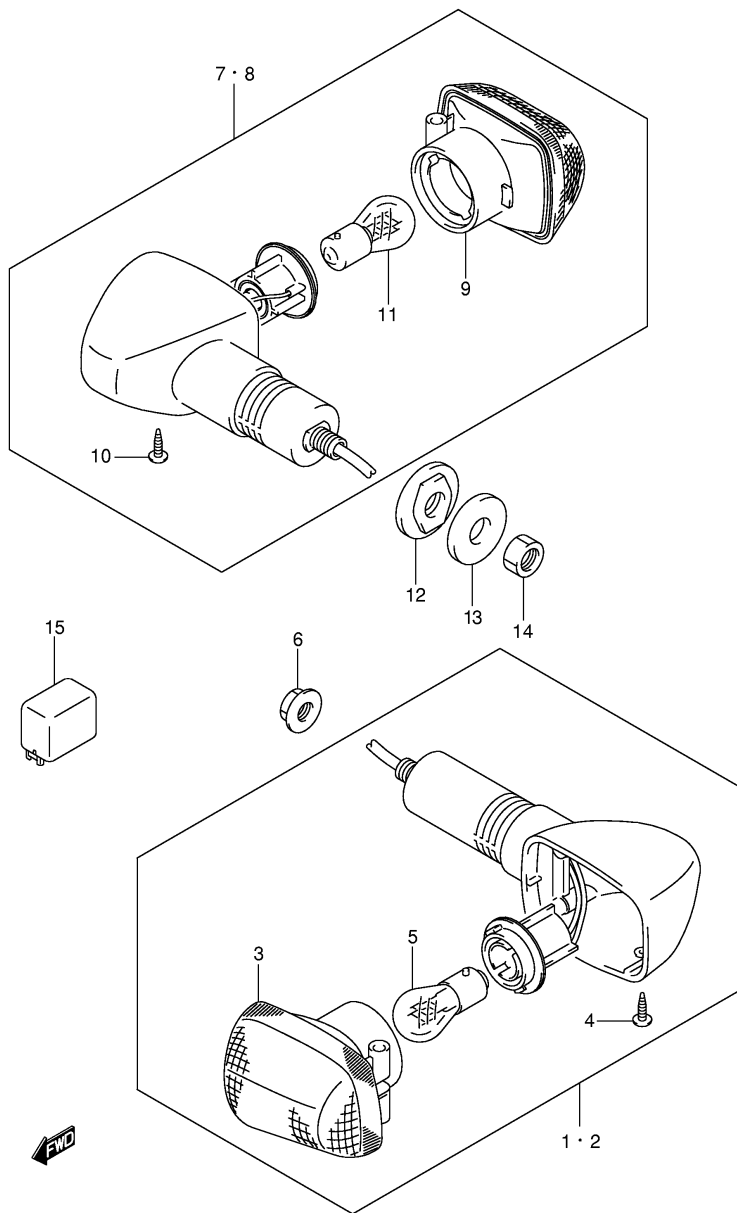
FIG32



Ref No	Part No	Description
1	35604-33E30	Lamp Assy, Front Turnsignal, R
2	35603-33E30	Lamp Assy, Front Turnsignal, L
3	35610-33E00	• . Lamp Unit
4	03242-04123	• . Screw
5	09471-12045	• . Bulb (12v, 21w)
6	08316-10103	Nut
7	35603-33E20	Lamp Assy, Rear Turnsignal, Rh
8	35604-33E20	Lamp Assy, Rear Turnsignal, Lh
9	35610-33E00	• . Lamp Unit
10	03242-04123	• . Screw
11	09471-12045	• . Bulb (12v, 21w)
12	35695-17C00	Spacer
13	09160-10501	Washer (10.5x30x2.3)
14	08310-00103	Nut
15	38610-03F00	Relay Assy, Turnsignal

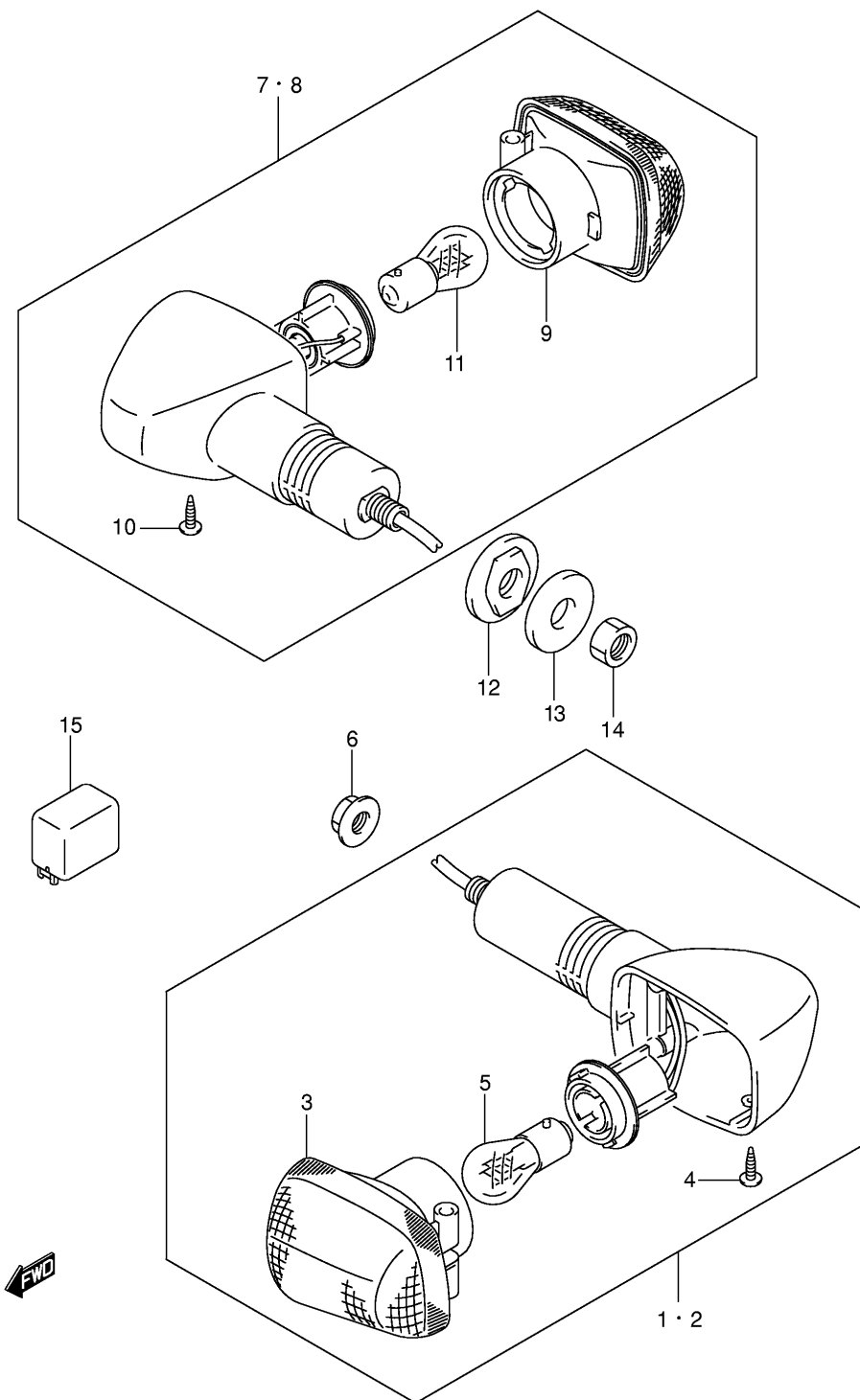
GSX1400K2 E02_032
URNSIGNAL LAMP

FIG.33



Ref No	Part No	Description
1	35601-03FC0	Lamp Assy, Front Turnsignal, R
2	35602-03FC0	Lamp Assy, Front Turnsignal, L
3	35610-33E00	• . Lamp Unit
4	03242-04123	• . Screw
5	09471-12045	• . Bulb (12v, 21w)
6	08316-10103	Nut
7	35603-33E20	Lamp Assy, Rear Turnsignal, Rh
8	35604-33E20	Lamp Assy, Rear Turnsignal, Lh
9	35610-33E00	• . Lamp Unit
10	03242-04123	• . Screw
11	09471-12045	• . Bulb (12v, 21w)
12	35695-17C00	Spacer
13	09160-10501	Washer (10.5x30x2.3)
14	08310-00103	Nut
15	38610-03F00	Relay Assy, Turnsignal

GSX1400K2 E02_033
TURNSIGNAL LAMP

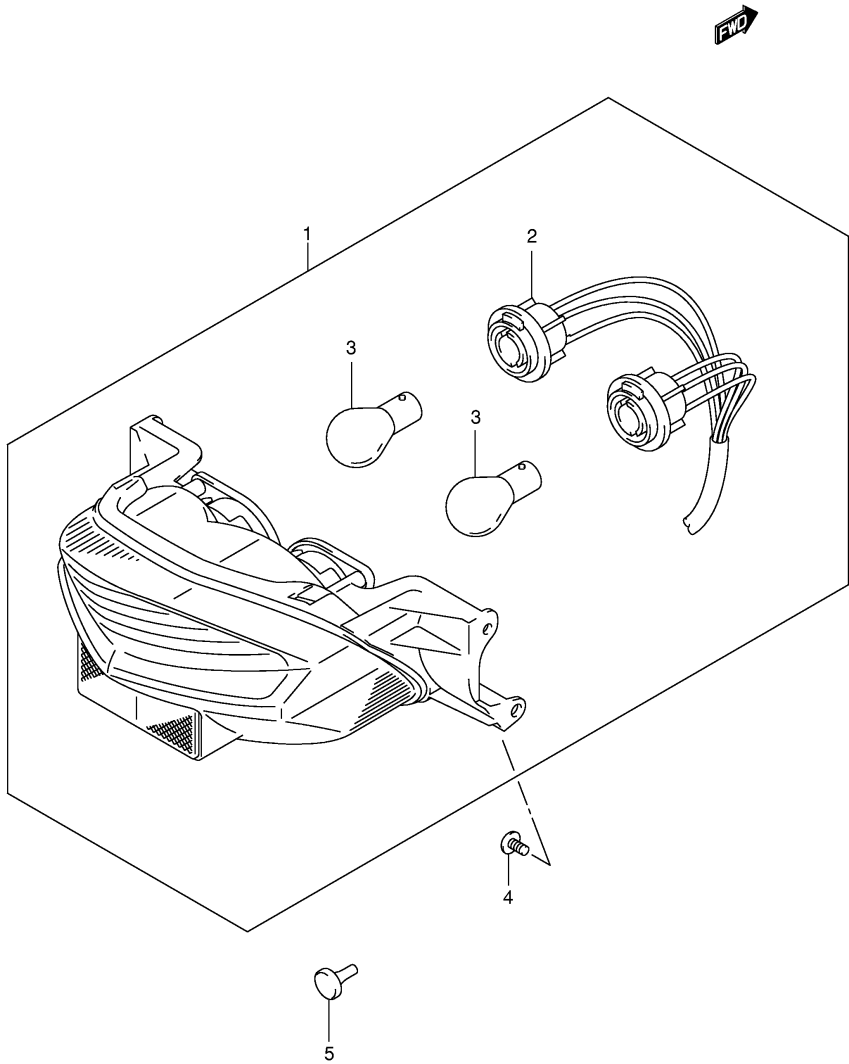


Ref No	Part No	Description
1	35601-20F30	Lamp Assy, Front Turnsignal, R
2	35602-20F30	Lamp Assy, Front Turnsignal, L
3	35610-33E00	• . Lamp Unit
4	03242-04123	• . Screw
5	09471-12045	• . Bulb (12v, 21w)
6	08316-10103	Nut
7	35603-33E20	Lamp Assy, Rear Turnsignal, Rh
8	35604-33E20	Lamp Assy, Rear Turnsignal, Lh
9	35610-33E00	• . Lamp Unit
10	03242-04123	• . Screw
11	09471-12045	• . Bulb (12v, 21w)
12	35695-17C00	Spacer
13	09160-10501	Washer (10.5x30x2.3)
14	08310-00103	Nut
15	38610-03F00	Relay Assy, Turnsignal

GSX1400K2 (GSX1400K2 E2)

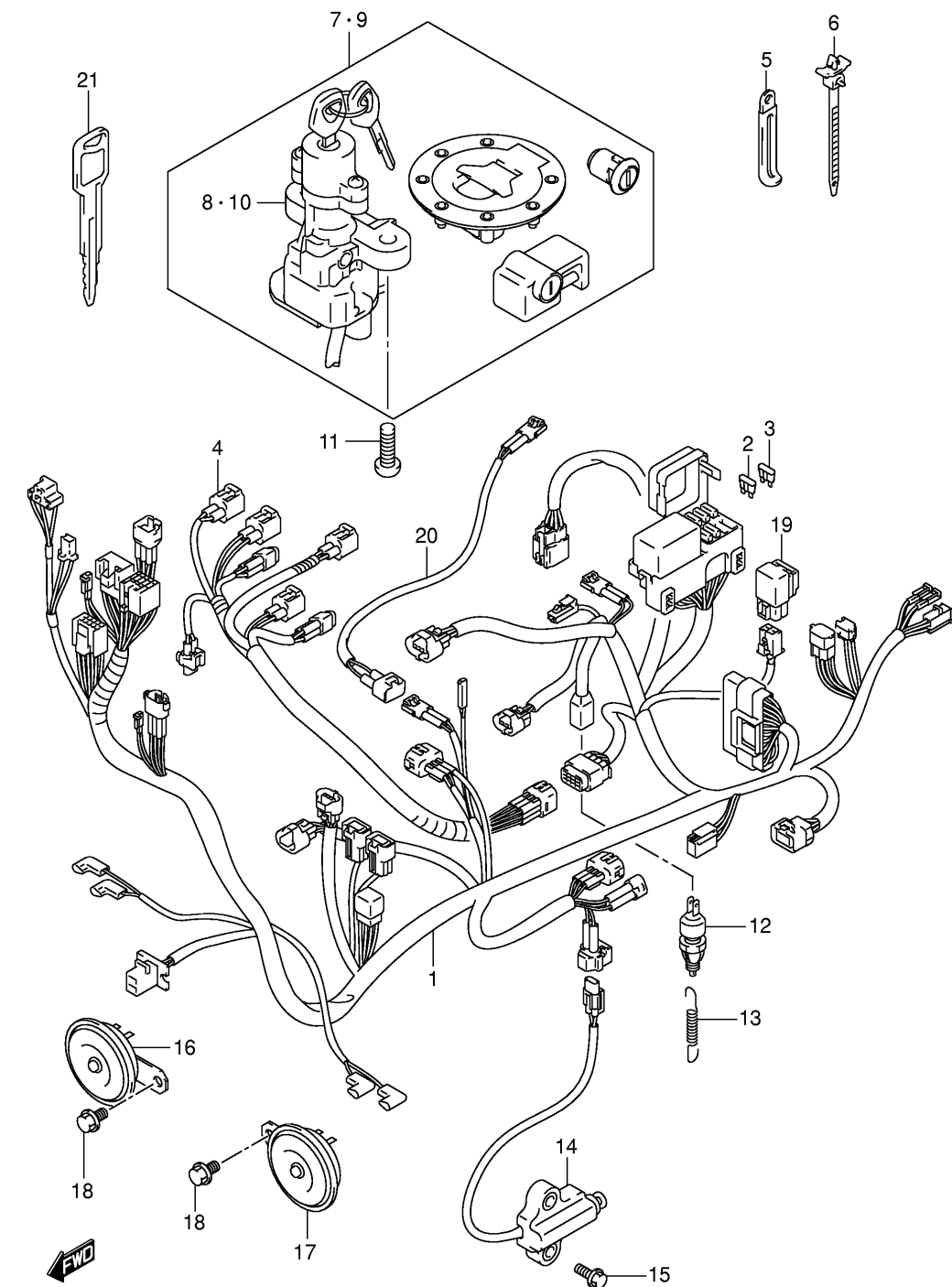
FIG34

REAR COMBINATION LAMP

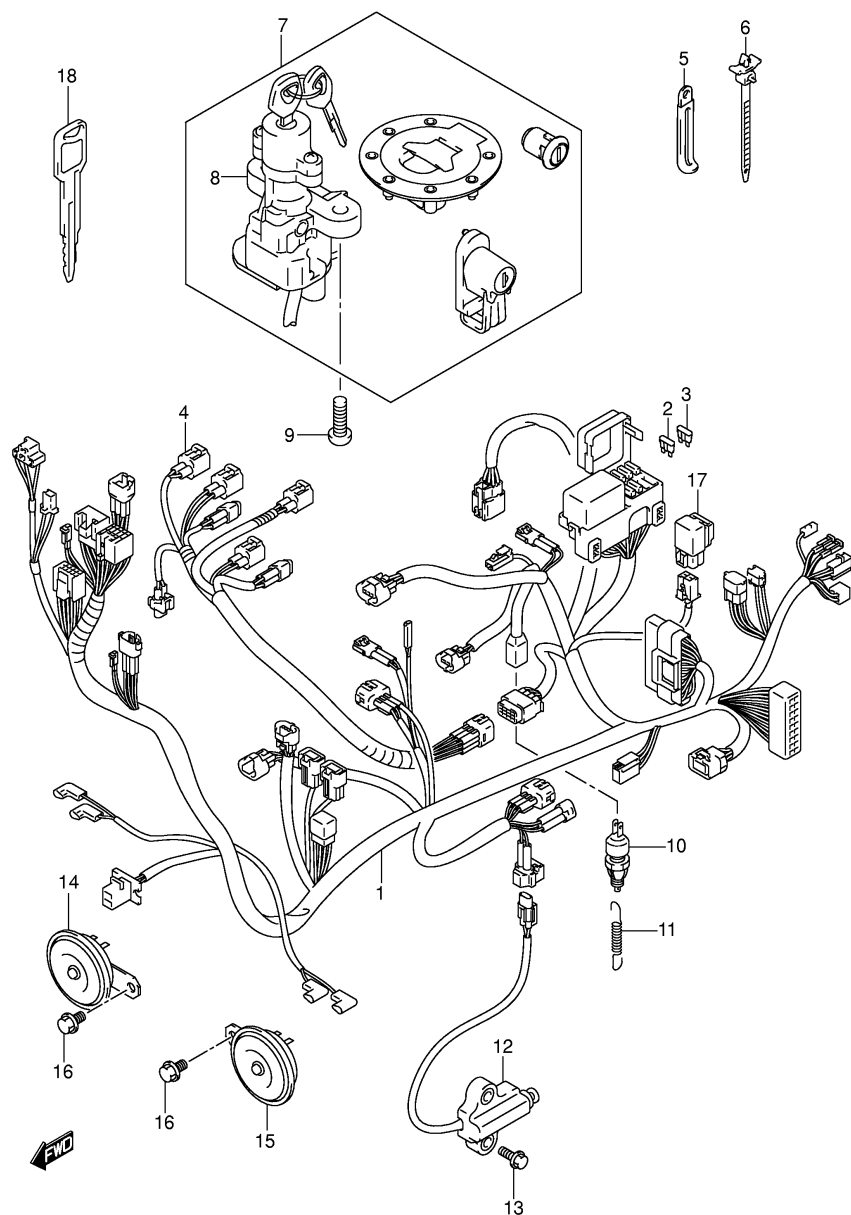


Ref No	Part No	Description
1	35710-42F00	Lamp Assy, Read Comb
2	35718-35F00	• . Socket & Cord
3	09471-12083	• . Bulb (12v,21/5w)
4	02142-05103	Screw

GSX1400K2 E02_034
REAR COMBINATION LAMP

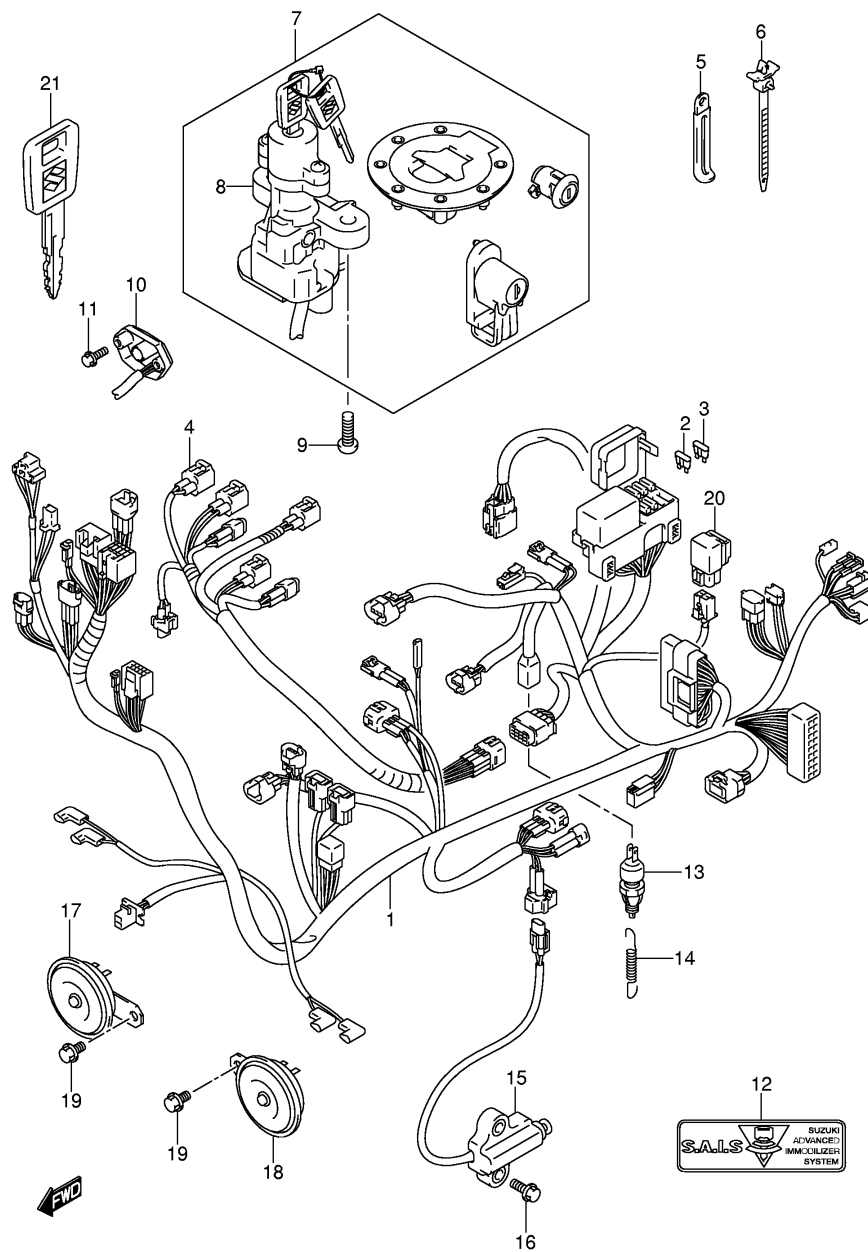


Ref No	Part No	Description
2	09481-10501	• . Fuse (10a)
3	09481-15501	• . Fuse (15a)
4	36859-42F00	Wire, Injector Lead
5	09404-06432	Clamp (I:80)
5	09404-08207	Clamp (I:97)
6	09407-11402	Clamp (I:90)
6	09407-14408	Clamp (I:120)
11	09139-08016	Screw
12	37740-24A00	Switch Assy, Stop Lamp
13	09443-06016	Spring, Stop Lamp
14	37840-35F00	Switch Assy, Side Stand
15	01550-06203	Bolt
16	38501-42F00	Horn Assy, Rh
17	38502-42F00	Horn Assy, Lh
18	01550-08123	Bolt
19	38740-24X50	Relay Assy, Fuel Pump
20	36852-42F00	Wire, Fan Motor Sw Lead
21	37146-33E00	Key, Blank



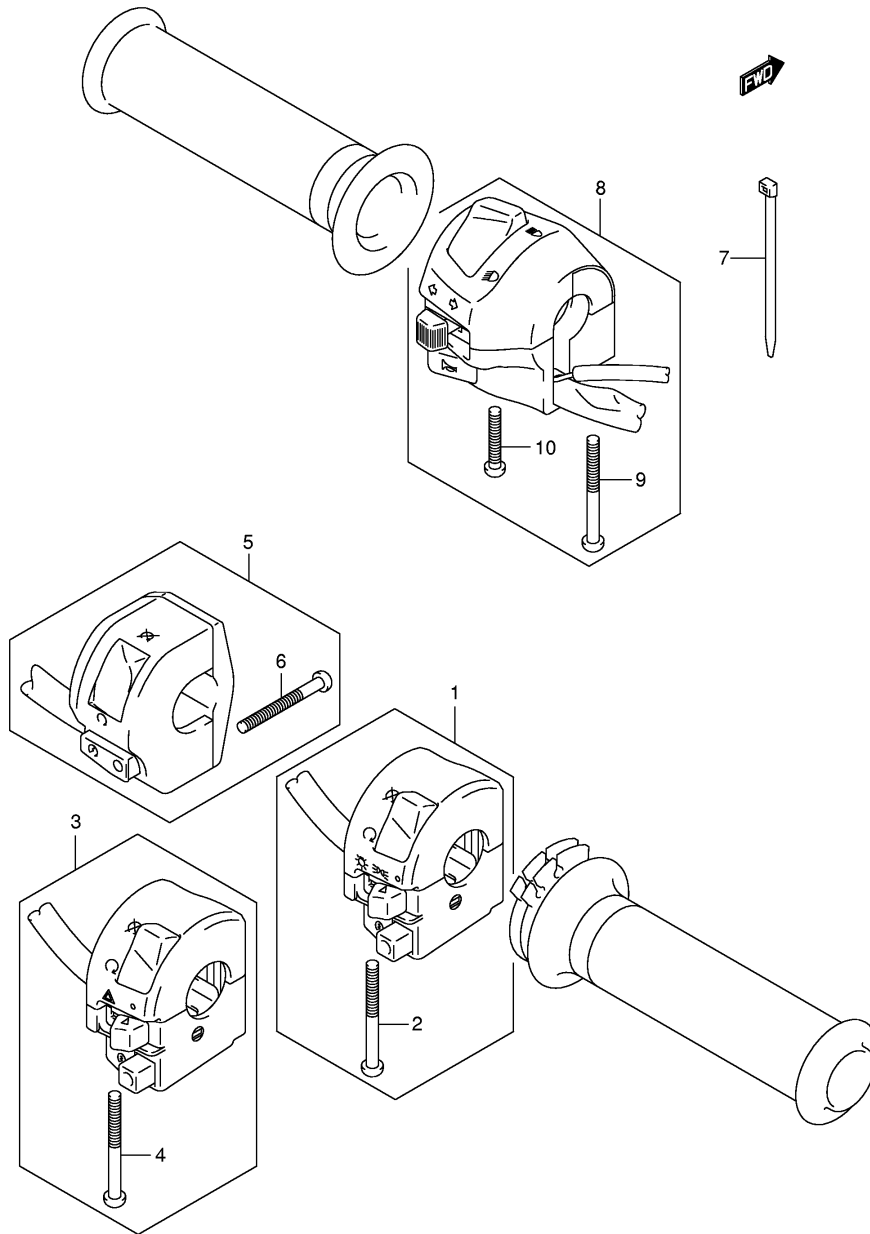
Ref No	Part No	Description
1	36610-42F90	Harness, Wiring
2	09481-10501	• . Fuse (10a)
3	09481-15501	• . Fuse (15a)
4	36859-42F00	Wire, Injector Lead
5	09404-06429	Clamp (l:45)
6	09407-11402	Clamp (l:90)
6	09407-14408	Clamp (l:120)
7	37000-42830	Lock Set
8	37100-42F00	• . Lock Assy, Steering
9	09139-08016	Screw
10	37740-24A00	Switch Assy, Stop Lamp
11	09443-06016	Spring, Stop Lamp
12	37840-35F00	Switch Assy, Side Stand
13	01550-06203	Bolt
14	38501-42F00	Horn Assy, Rh
15	38502-42F00	Horn Assy, Lh
16	01550-08123	Bolt
17	38740-24X50	Relay Assy, Fuel Pump
18	37146-33E00	Key, Blank

FIG.35B



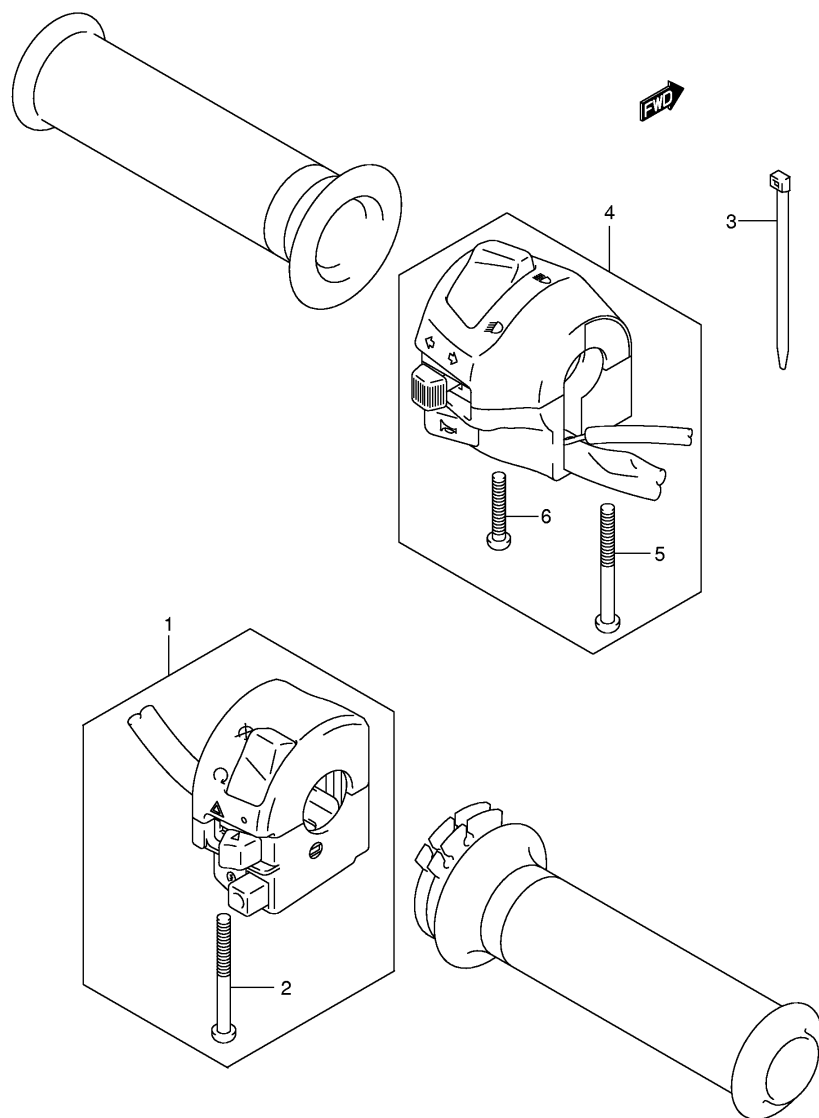
Ref No	Part No	Description
1	36610-42FB0	Harness, Wiring
2	09481-10501	• . Fuse (10a)
3	09481-15501	• . Fuse (15a)
4	36859-42F00	Wire, Injector Lead
5	09404-06429	Clamp (l:45)
6	09407-11402	Clamp (l:90)
6	09407-14408	Clamp (l:120)
7	37000-42850	Lock Set
8	37100-42F40	• . Lock Assy, Steering
9	09139-08016	Screw
10	37180-42F10	Antenna Assy, Immobilizer
11	01547-05123	Bolt, Immobilizer
12	37183-42F00	Label, Immobilizer
13	37740-24A00	Switch Assy, Stop Lamp
14	09443-06016	Spring, Stop Lamp
15	37840-35F00	Switch Assy, Side Stand
16	01550-06203	Bolt
17	38501-42F00	Horn Assy, Rh
18	38502-42F00	Horn Assy, Lh
19	01550-08123	Bolt
20	38740-24X50	Relay Assy, Fuel Pump
21	37146-42F00	Key, Blank

FIG.36



Ref No	Part No	Description
2	02112-05453	• . Screw
4	02112-05453	• . Screw
5	37200-42F30	Switch Assy, Handle, Rh
6	09125-05065	• . Screw (6x22)
7	09407-14407	Clamp (l:145)
8	37400-42F10	Switch Assy, Handle, Lh
9	02112-05453	• . Screw
10	02112-05253	• . Screw

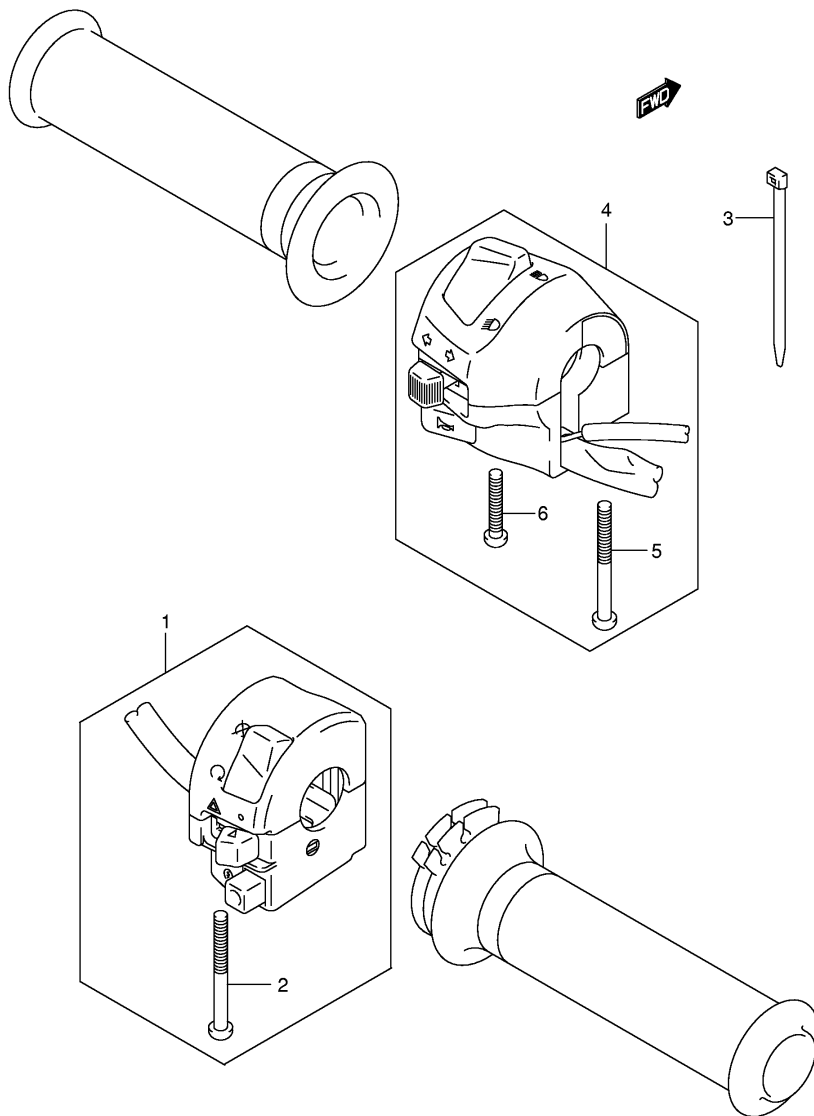
FIG.36A



Ref No	Part No	Description
1	37200-42F50	Switch Assy, Handle, Rh
2	02112-05453	• . Screw
3	09407-14407	Clamp (l:145)
4	37400-42F10	Switch Assy, Handle, Lh
5	02112-05453	• . Screw
6	02112-05253	• . Screw

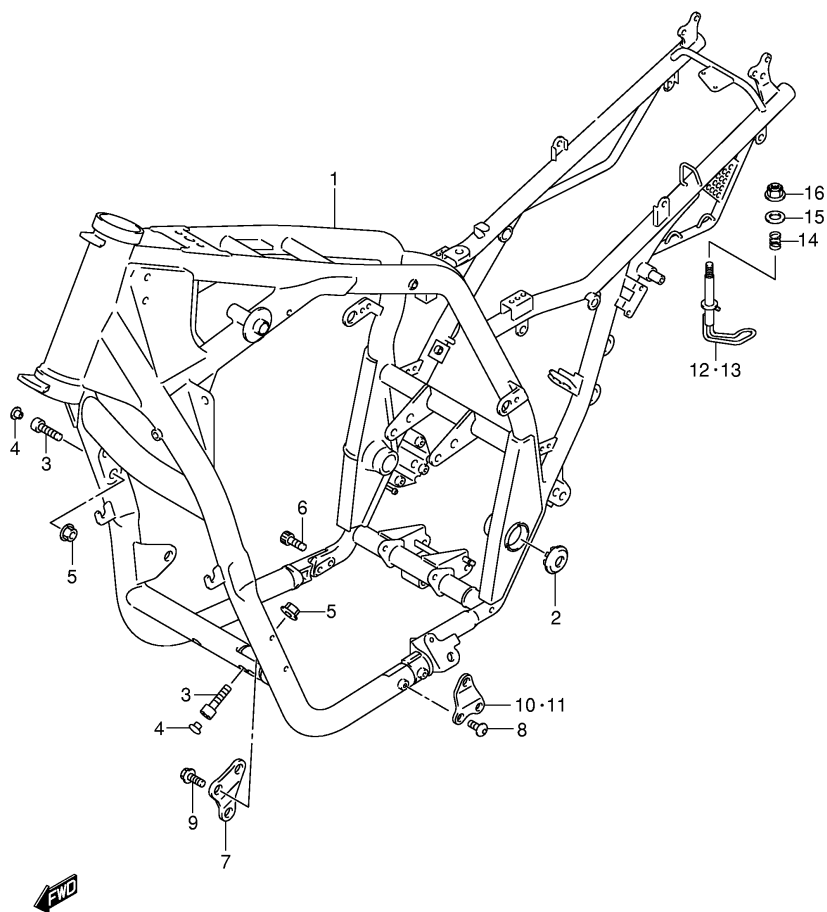
GSX1400K2 E02_036A
HANDLE SWITCH

FIG.36B



Ref No	Part No	Description
1	37200-16G10	Switch Assy, Handle, Rh
2	02112-05453	• . Screw
3	09407-14407	Clamp (l:145)
4	37400-42F10	Switch Assy, Handle, Lh
5	02112-05453	• . Screw
6	02112-05253	• . Screw

FIG.37

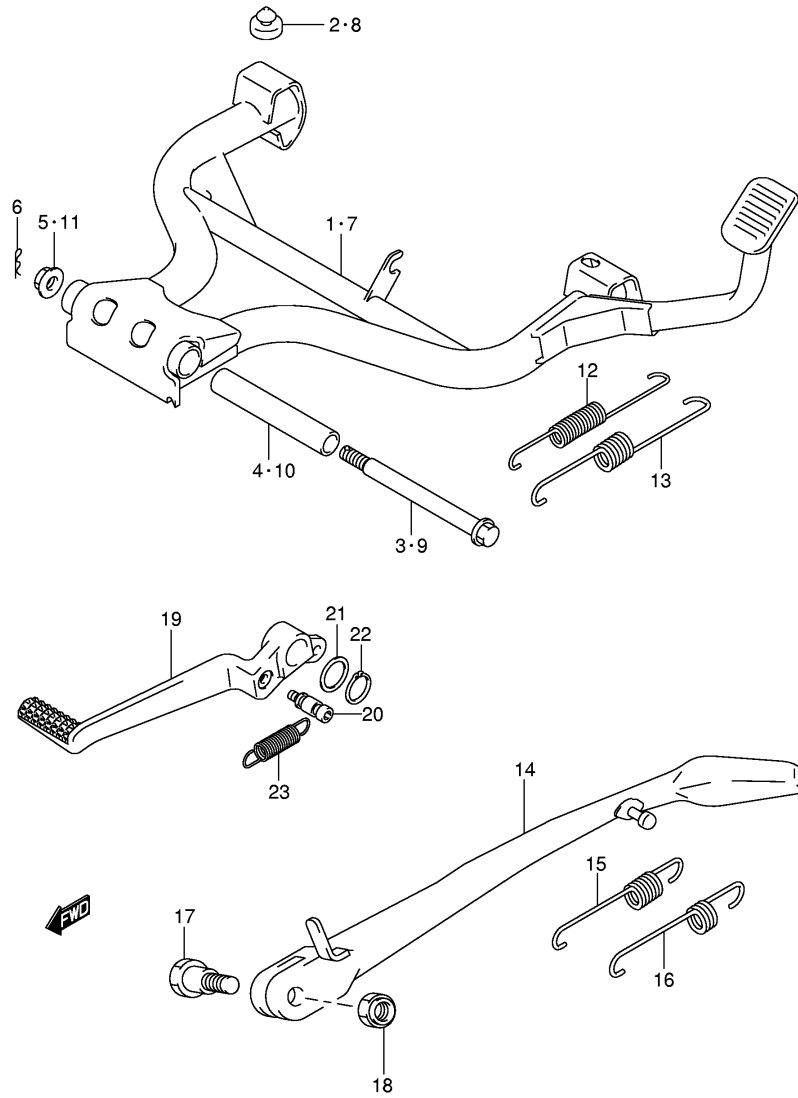


Ref No	Part No	Description
1	41100-42F20-019	Frame (black)
2	41899-42F10	Cap, Pivot
3	07130-10353	Bolt
4	09250-08012	Cap
5	08319-31103	Nut
6	07130-10253	Bolt
7	41921-42F00	Plate, Mount Lh
8	09106-08167	Bolt
9	01550-08163	Bolt, Front
10	41931-42F00	Plate, Mount Rh
11	42941-42F00	Plate, Mount Lh
12	46110-42F00	Hook, Rh
13	46120-42F00	Hook, Lh
14	09440-12018	Spring
15	08322-01063	Washer
16	08319-31063	Nut

GSX1400K2 E02_037

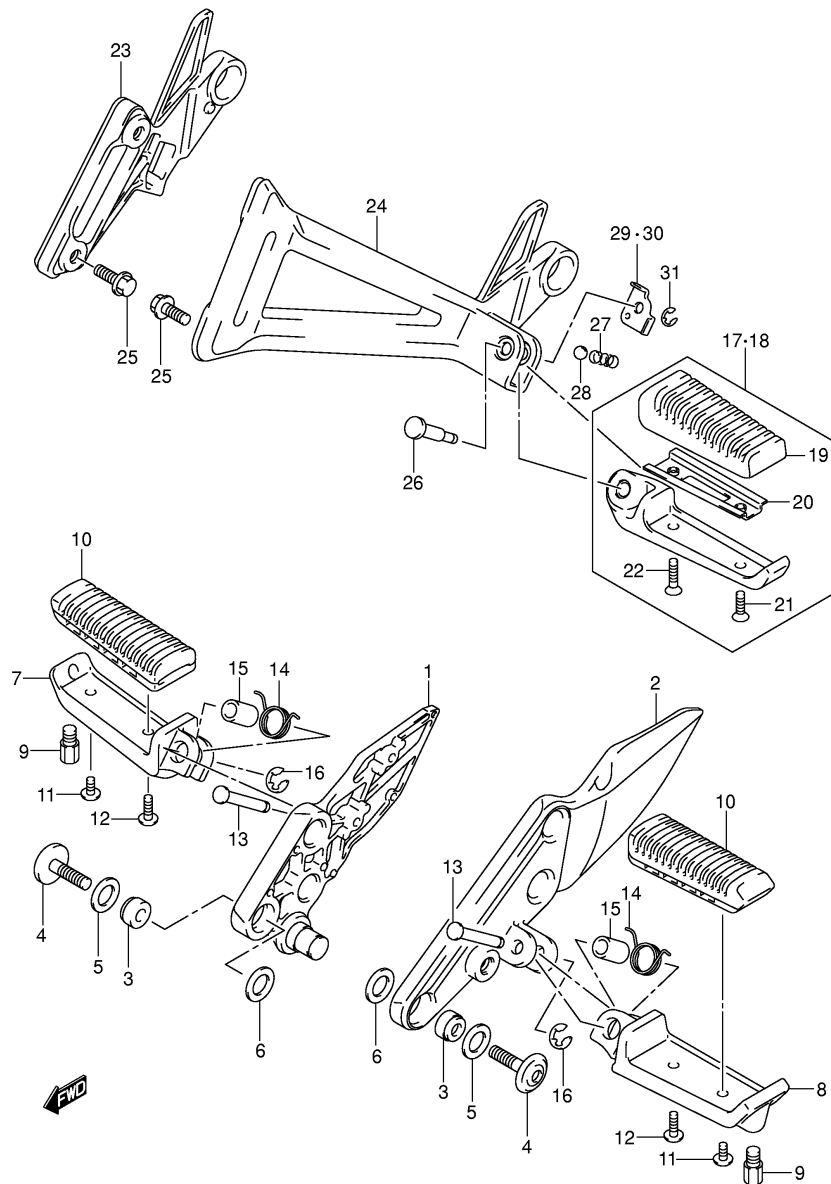
FRAME

FIG.38



Ref No	Part No	Description
7	42100-42F10	Stand, Center
8	09321-10035	Cushion
9	09103-10119	Bolt
10	09180-10159	Spacer
11	08319-31103	Nut
12	09443-14059	Spring, Inner
13	09443-22013	Spring, Outer
14	42310-42F01	Stand, Prop
15	09443-14058	Spring, Inner
16	09443-19011	Spring, Outer
17	09111-10058	Bolt
18	42321-03FK0	Nut
19	43111-42F00	Pedal, Brake
20	43561-24F00	Hook, Spring
21	09160-18022	Washer
22	08331-31186	Clip
23	09443-11030	Spring, Return

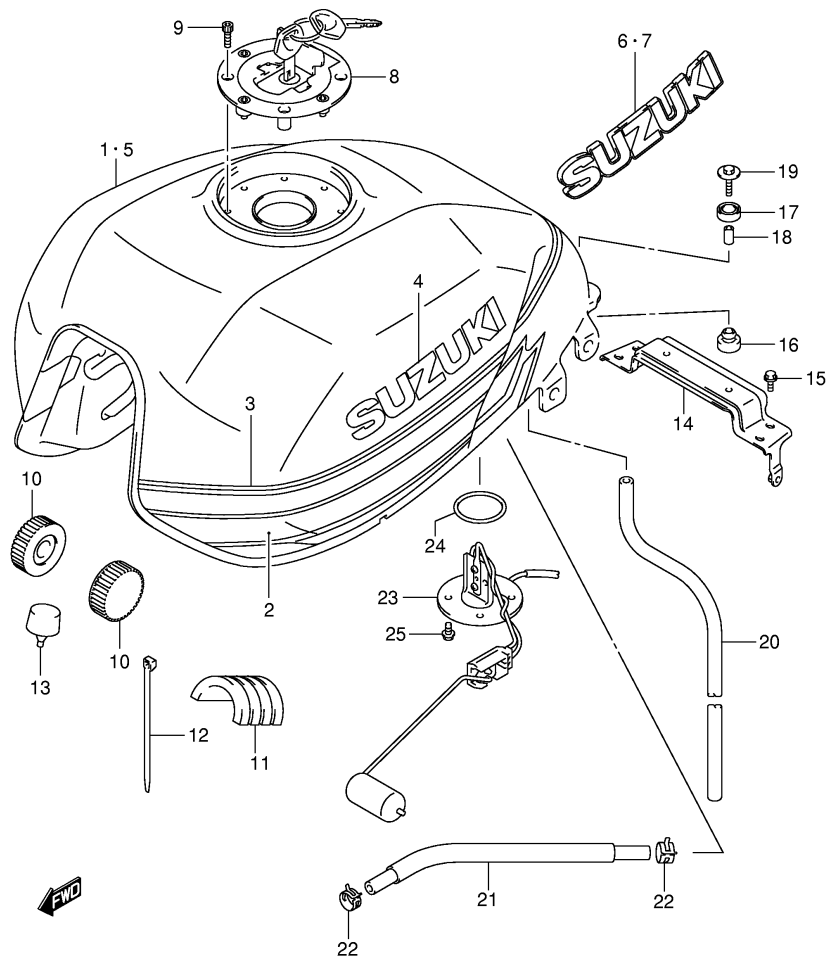
FIG.39



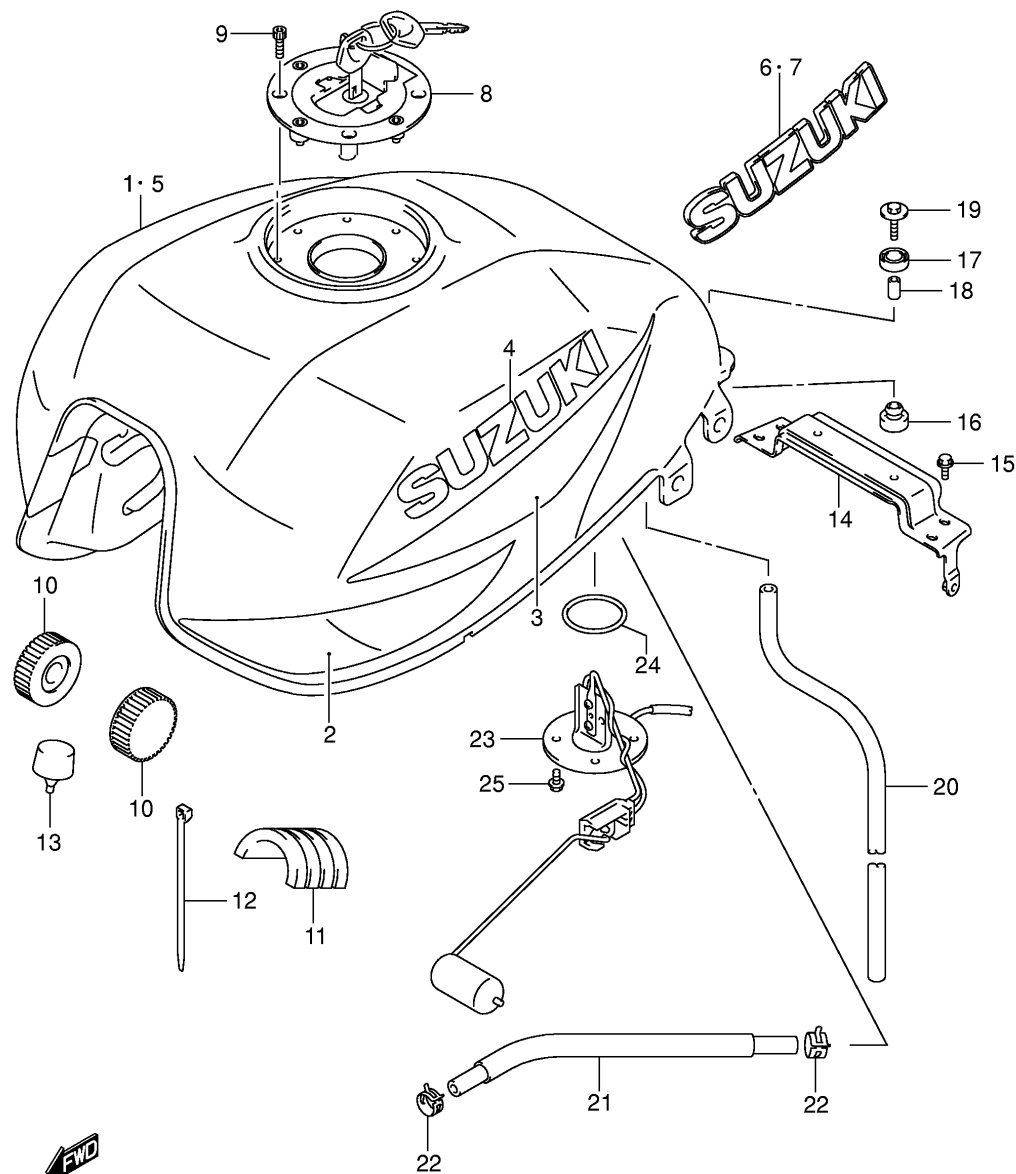
Ref No	Part No	Description
1	43530-42F10	Bracket, Front Rh
2	43541-42F10	Bracket, Front Lh
3	09319-08045	Bush
4	09106-08147	Bolt
5	09161-13004	Washer, Outer
6	09161-17002	Washer, Inner
7	43511-42F00	Bar, Front Rh
8	43521-42F00	Bar, Front Lh
9	43576-07D01	Bolt, Bank Sensor
10	43550-31300	Rubber
11	02142-05123	Screw, Outer
12	02142-05163	Screw, Inner
13	09208-08016	Pin
14	09448-18022	Spring
15	09180-08149	Spacer
16	08332-11063	E Ring
17	43600-42F00	Footrest Assy, Pillion Rh
18	43700-42F00	Footrest Assy, Pillion Lh
19	43612-31300	• . Rubber
20	43632-45501	• . Plate, Stop
21	02122-05123	• . Screw, Outer
22	02122-05163	• . Screw, Inner
23	43811-42F10	Bracket, Pillion Footrest Rh
24	43821-42F20	Bracket, Pillion Footrest Lh
25	01550-08163	Bolt, Bracket
26	09208-08016	Pin
27	09440-05005	Spring
28	06111-07004	Ball
29	43816-42F10	Plate, Footrest Rh
30	43826-42F10	Plate, Footrest Lh
31	08332-11063	E Ring

GSX1400K2 E02_039
FOOTREST

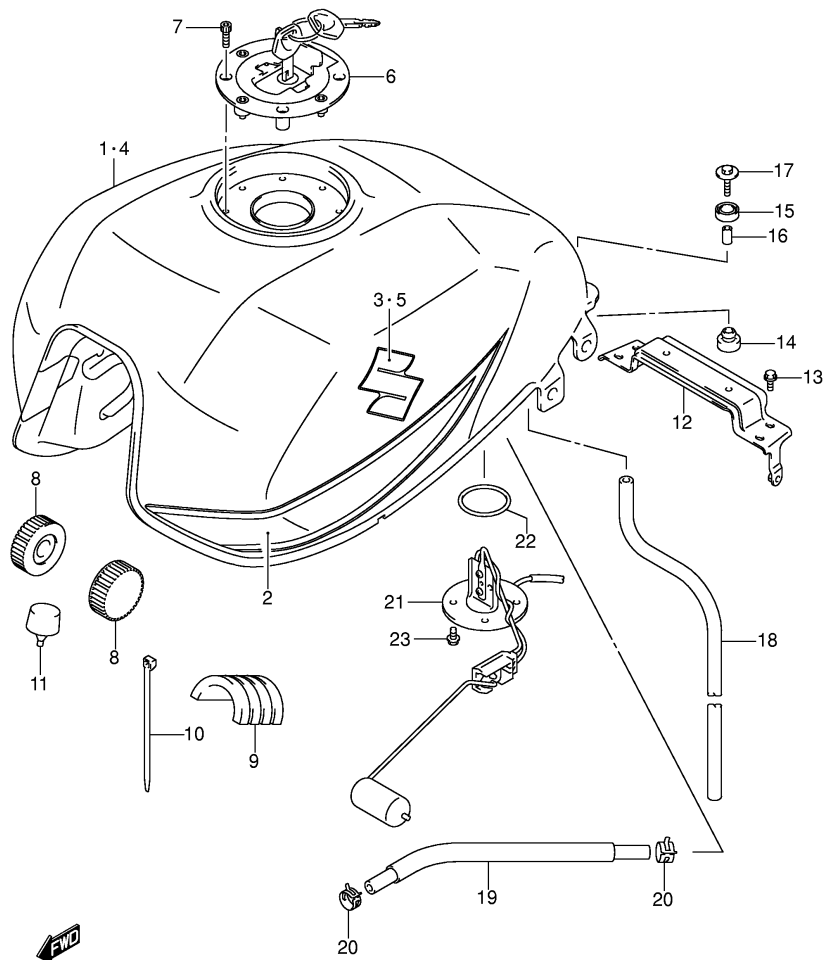
FIG.40



Ref No	Part No	Description
1	44100-42FA0-L99	Tank Assy, Fuel
2	68110-42F00-GJ8	• . Tape Set, Fuel Tank
3	68115-42F00-GJ9	• . Tape, Tank Side Upper
4	68181-32B20-YD8	• . Emblem (silver)
5	44100-42F00-YC2	Tank Assy, Fuel (blue)
5	44100-42F00-YM6	Tank Assy, Fuel (silver)
6	68111-42F00	Emblem Rh
7	68121-42F00	Emblem Lh
8	44201-33820	Cap Set, Fuel Tank
9	09106-05017	Bolt
10	44511-42F00	Cushion, Front
11	44541-42F00	Cushion, Side
12	09407-25402	Clamp
13	44542-35F00	Cushion Center
14	44550-42F00	Bracket, Rear
15	01550-06123	Bolt
16	09320-10038	Cushion, Lower
17	44512-42E00	Cushion, Upper
18	09180-06271	Spacer
19	09116-06172	Bolt
20	44423-42F00	Hose, Eater Drain
21	44128-42F00	Hose, Connecting
22	09401-11407	Clip
23	34810-42F00	Gauge, Fuel Level
24	34825-31F00	Gasket
25	07120-06123	Bolt

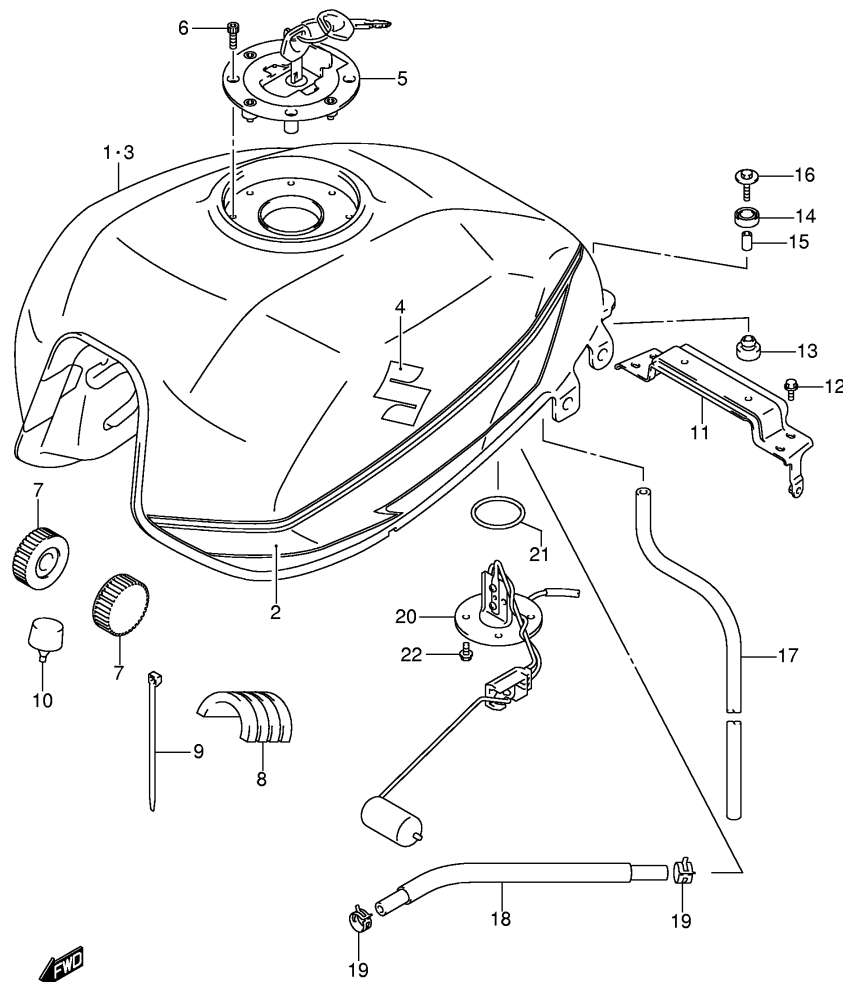


Ref No	Part No	Description
1	49100-42FB0-L99	Tank Assy, Fuel
2	68110-42F10-JM4	• . Tape Set, Fuel Tank
3	68110-42F20-1LE	• . Tape, Tank Side Upper (blue)
4	68111-47C10-0JW	• . Emblem (white)
5	49100-42F00-1LF	Tank Assy, Fuel (blue)
5	49100-42F00-YD8	Tank Assy, Fuel (silver)
6	68111-42F00	• . Emblem Rh
7	68121-42F00	• . Emblem Lh
8	44201-33820	Cap Set, Fuel Tank
9	09106-05017	Bolt
10	44511-42F00	Cushion, Front
11	44541-42F00	Cushion, Side
12	09407-25402	Clamp
13	44542-35F00	Cushion Center
14	44550-42F00	Bracket, Rear
15	01550-06123	Bolt
16	09320-10038	Cushion, Lower
17	44512-42E00	Cushion, Upper
18	09180-06271	Spacer
19	09116-06172	Bolt
20	44423-42F00	Hose, Eater Drain
21	44128-42F10	Hose, Connecting
22	09401-11407	Clip
23	34810-42F00	Gauge, Fuel Level
24	34825-31F00	Gasket
25	07120-06123	Bolt

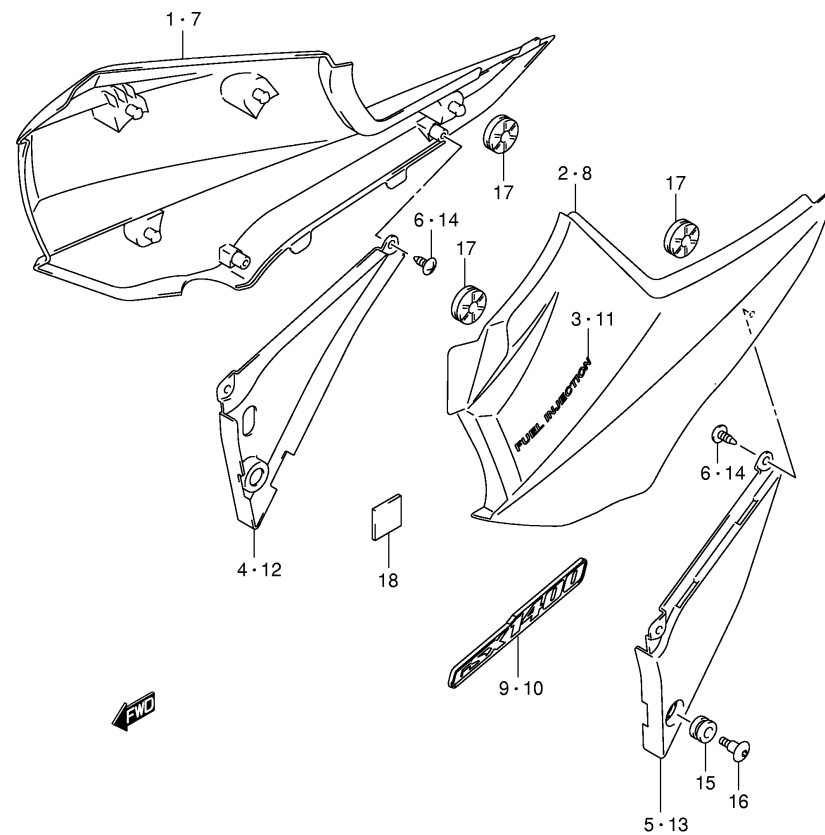


Ref No	Part No	Description
1	44100-42FD0-CG9	Tank Assy, Fuel
1	44100-42FD0-LR5	Tank Assy, Fuel
1	44100-42FE0-CG9	Tank Assy, Fuel
1	44100-42FE0-LR5	Tank Assy, Fuel
2	68110-42F30-MW6	• . Tape Set, Fuel Tank
2	68110-42F30-ML8	• . Tape Set, Fuel Tank
3	68111-18G00-F9Y	• . Emblem
3	68111-18G00-ABF	• . Emblem
4	44100-42F10-YAY	Tank Assy, Fuel (black)
4	44100-42F20-YAY	Tank Assy, Fuel (black)
5	68111-18G00-ACV	• . Emblem
6	44201-33820	Cap Set, Fuel Tank
7	09106-05017	Bolt
8	44511-42F00	Cushion, Front
9	44541-42F00	Cushion, Side
10	09407-25402	Clamp
11	44542-35F00	Cushion Center
12	44550-42F00	Bracket, Rear
13	01550-06123	Bolt
14	09320-10038	Cushion, Lower
15	44512-42E00	Cushion, Upper
16	09180-06271	Spacer
17	09116-06172	Bolt
18	44423-42F00	Hose, Eater Drain
19	44128-42F10	Hose, Connecting
20	09401-11407	Clip
21	34810-42F00	Gauge, Fuel Level
22	34825-31F00	Gasket
23	07120-06123	Bolt

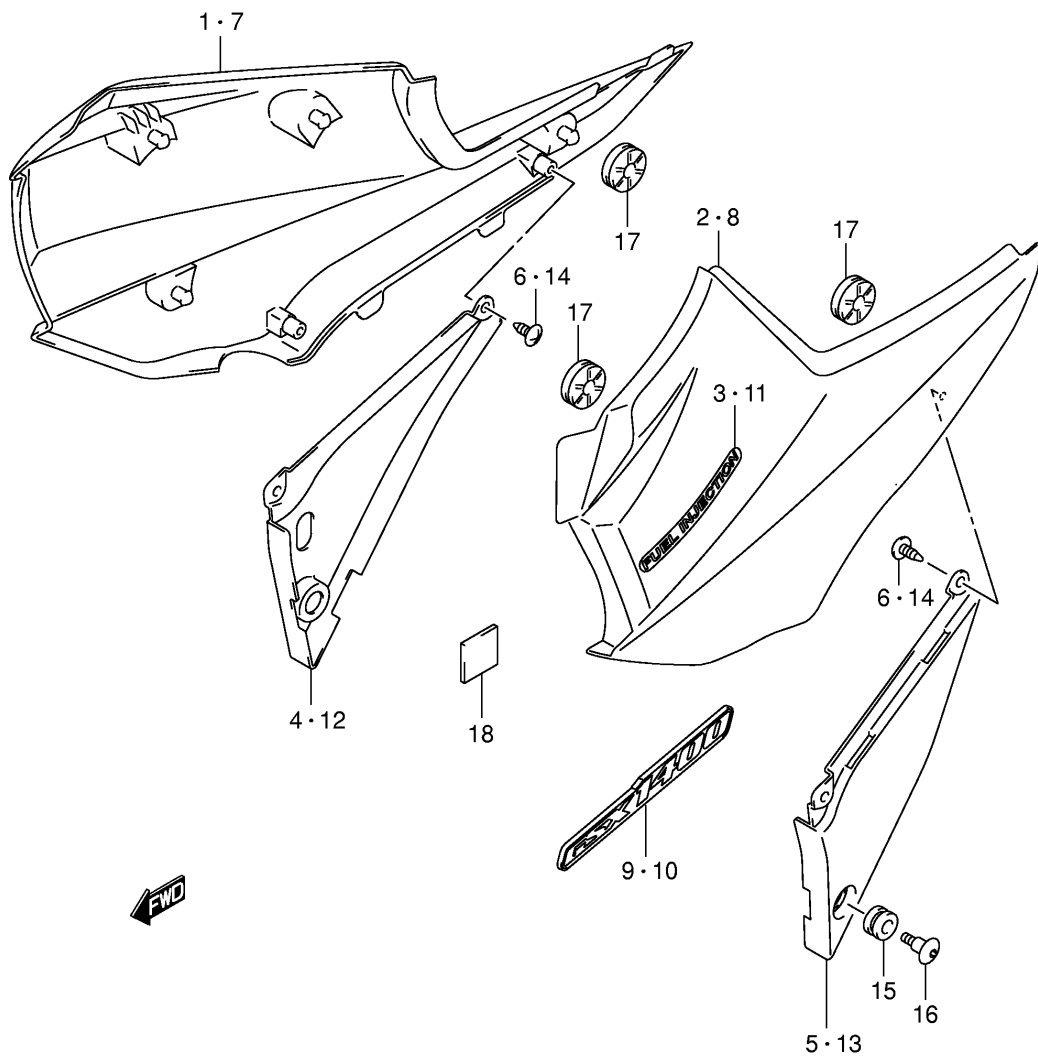
FIG.40C



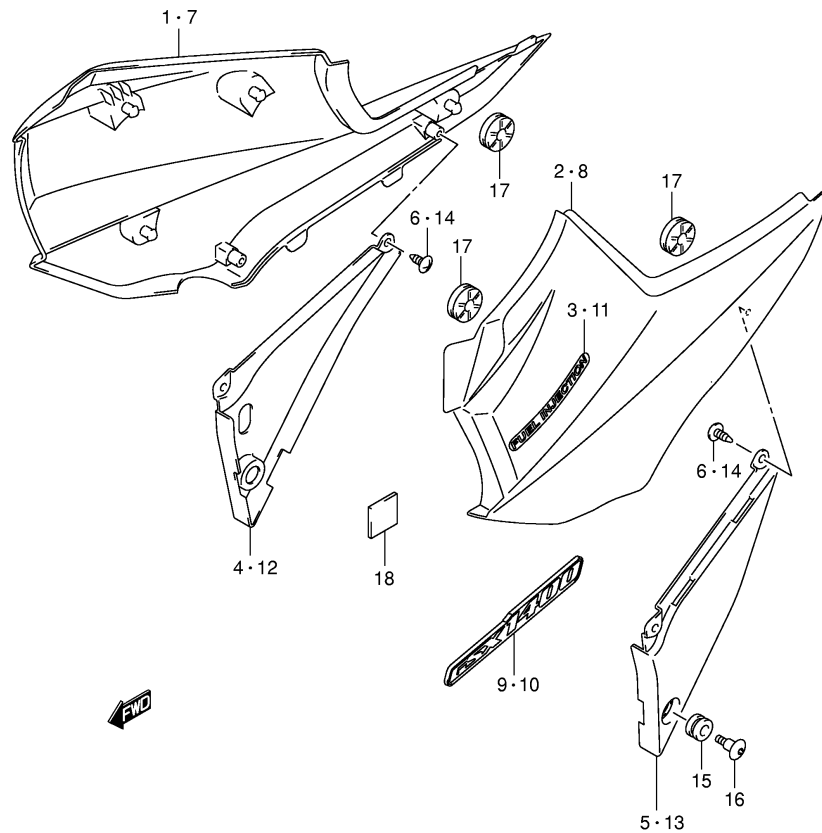
Ref No	Part No	Description
1	44100-42FK0-LR5	Tank Assy, Fuel
1	44100-42FK0-BPJ	Tank Assy, Fuel
1	44100-42FJ0-LR5	Tank Assy, Fuel
1	44100-42FJ0-BPJ	Tank Assy, Fuel
2	68110-42F40-LW4	• . Tape Set, Fuel Tank
2	68110-42F40-BUY	• . Tape Set, Fuel Tank
3	44100-42F30-YAY	Tank Assy, Fuel (black)
3	44100-42F00-YAY	Tank Assy, Fuel (black)
4	68111-18G20	Emblem
5	44201-33820	Cap Set, Fuel Tank
6	09106-05017	Bolt
7	44511-42F00	Cushion, Front
8	44541-42F00	Cushion, Side
9	09407-25402	Clamp
10	44542-35F00	Cushion Center
11	44550-42F00	Bracket, Rear
12	01550-06123	Bolt
13	09320-10038	Cushion, Lower
14	44512-42E00	Cushion, Upper
15	09180-06271	Spacer
16	09116-06172	Bolt
17	44423-42F00	Hose, Eater Drain
18	44128-42F10	Hose, Connecting
19	09401-11407	Clip
20	34810-42F00	Gauge, Fuel Level
21	34825-31F00	Gasket
22	07120-06123	Bolt



Ref No	Part No	Description
1	47110-42FA0-84N	Cover, Frame Rh
2	47210-42FA0-84N	Cover, Frame Lh
3	68131-42F10-YD8	• Emblem (silver)
4	47121-42F00-291	• Cover, Lower Rh (black)
5	47221-42F00-291	• Cover, Lower Lh (black)
6	03541-05123	• Screw
7	47110-42F00-84N	Cover, Frame Rh
8	47210-42F00-84N	Cover, Frame Lh
9	68131-42F00	• Emblem Rh
10	68141-42F00	• Emblem Lh
11	68131-42F10-YD8	• Emblem (silver)
12	47121-42F00-291	• Cover, Lower Rh (black)
13	47221-42F00-291	• Cover, Lower Lh (black)
14	03541-05123	• Screw
15	09320-09501	Cushion
16	09139-06087	Screw
17	47119-42F00	Cushion, Frame Cover
18	47117-42F00	Cushion, Upper

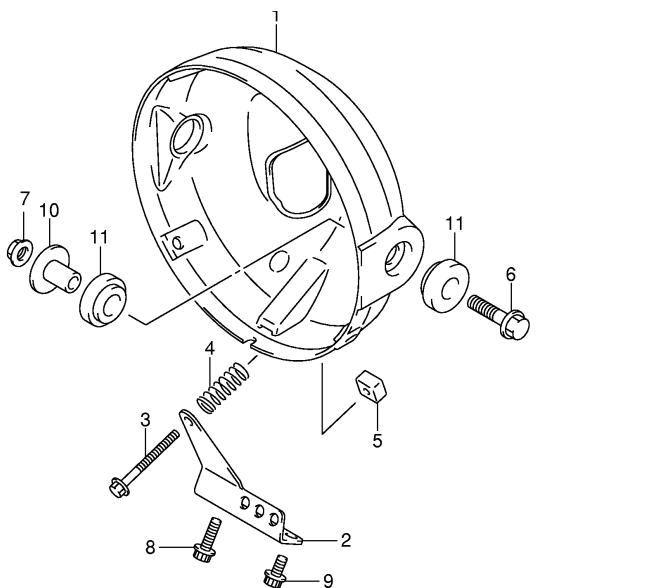


Ref No	Part No	Description
1	47110-42FB0-JJ8	Cover, Frame Rh
2	47210-42FB0-JJ8	Cover, Frame Lh
3	68131-42F20-JM5	. Emblem
4	47121-42F00-291	. Cover, Lower Rh (black)
5	47221-42F00-291	. Cover, Lower Lh (black)
6	03541-05123	. Screw
7	47110-42F10-JJ8	Cover, Frame Rh
8	47210-42F10-JJ8	Cover, Frame Lh
9	68131-42F00	. Emblem Rh
10	68141-42F00	. Emblem Lh
11	68131-42F20-JM5	. Emblem
12	47121-42F00-291	. Cover, Lower Rh (black)
13	47221-42F00-291	. Cover, Lower Lh (black)
14	03541-05123	. Screw
15	09320-09501	Cushion
16	09139-06087	Screw
17	47119-42F00	Cushion, Frame Cover
18	47117-42F00	Cushion, Upper

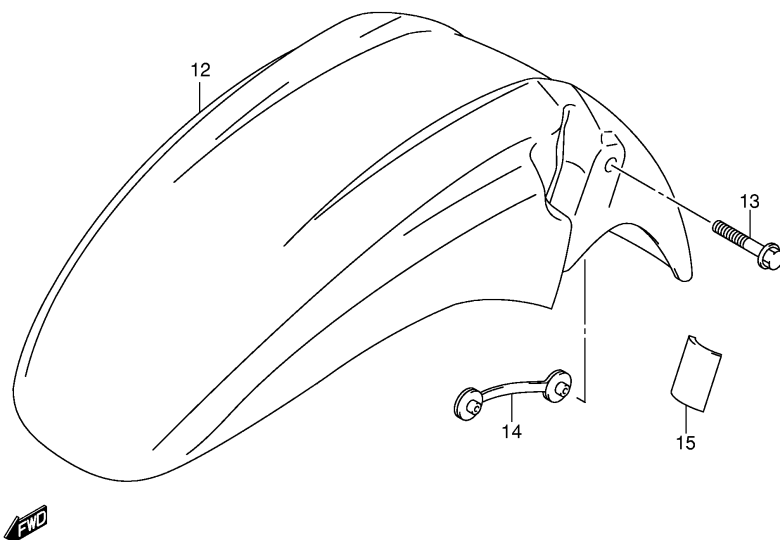


Ref No	Part No	Description
1	47110-42FC0-JJ8	Cover, Frame Rh
2	47210-42FC0-JJ8	Cover, Frame Lh
3	68131-42F30-MM1	. Emblem
4	47121-42F00-291	. Cover, Lower Rh (black)
5	47221-42F00-291	. Cover, Lower Lh (black)
6	03541-05123	. Screw
7	47110-42F20-JJ8	Cover, Frame Rh
8	47210-42F20-JJ8	Cover, Frame Lh
9	68131-42F00	. Emblem Rh
10	68141-42F00	. Emblem Lh
11	68131-42F30-MM1	. Emblem
12	47121-42F00-291	. Cover, Lower Rh (black)
13	47221-42F00-291	. Cover, Lower Lh (black)
14	03541-05123	. Screw
15	09320-09501	Cushion
16	09139-06087	Screw
17	47119-42F00	Cushion, Frame Cover
18	47117-42F00	Cushion, Upper

FIG.42

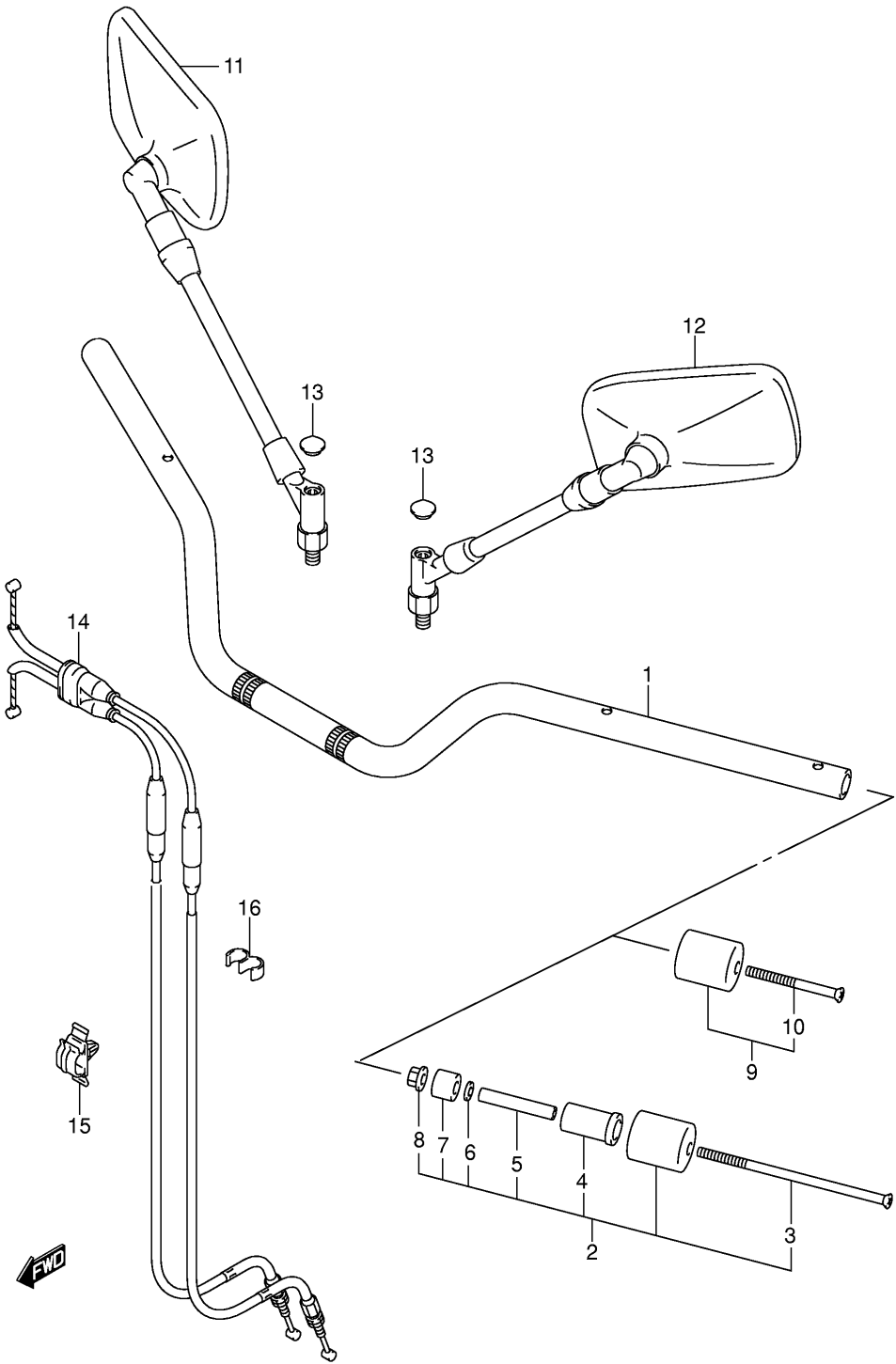


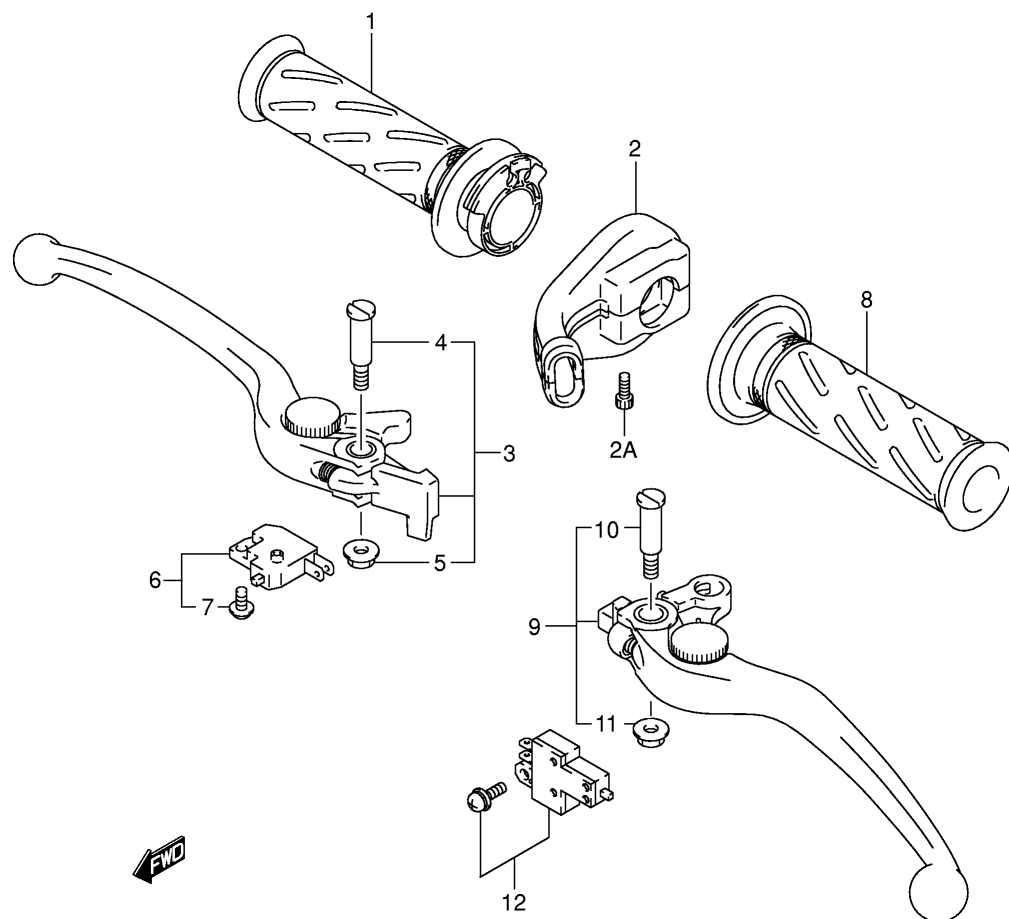
Ref No	Part No	Description
1	51810-42F00	Housing, Headlamp
2	51814-42F00	Plate
3	51858-42F01	Bolt, Adjuster
4	51837-25D00	Spring, Adjuster
5	51825-41F00	Nut, Adjuster
6	09116-08118	Bolt
7	08316-10083	Nut
8	07120-06203	Bolt
9	07120-06123	Bolt
10	09180-08217	Spacer
11	09320-12065	Cushion
12	53111-42F00-YC2	Fender, Front (blue)
12	53111-42F00-YM6	Fender, Front (silver)
12	53111-42F00-YD8	Fender, Front (silver)
12	53111-42F00-019	Fender, Front (black)
12	53111-42F00-YBA	Fender, Front (blue)
12	53111-42F00-YAY	Fender, Front (black)
13	09103-06214	Bolt
14	53120-42F00	Plate, Front Fender
15	94583-05C10	Cushion



GSX1400K2 E02_042
FRONT FENDER

Ref No	Part No	Description
1	56110-42F20	Handlebar
1	56110-42F20	Handlebar
9	56200-32830	Balancer Set, Handlebar
10	02122-06503	• . Screw
11	56500-03F80	Mirror Assy, Rear View Rh
12	56600-03F80	Mirror Assy, Rear View Lh
13	56524-28600	• . Cap
14	58300-42F10	Cable Assy, Throttle
15	09403-10319	Clamp
16	09408-00066	Clip





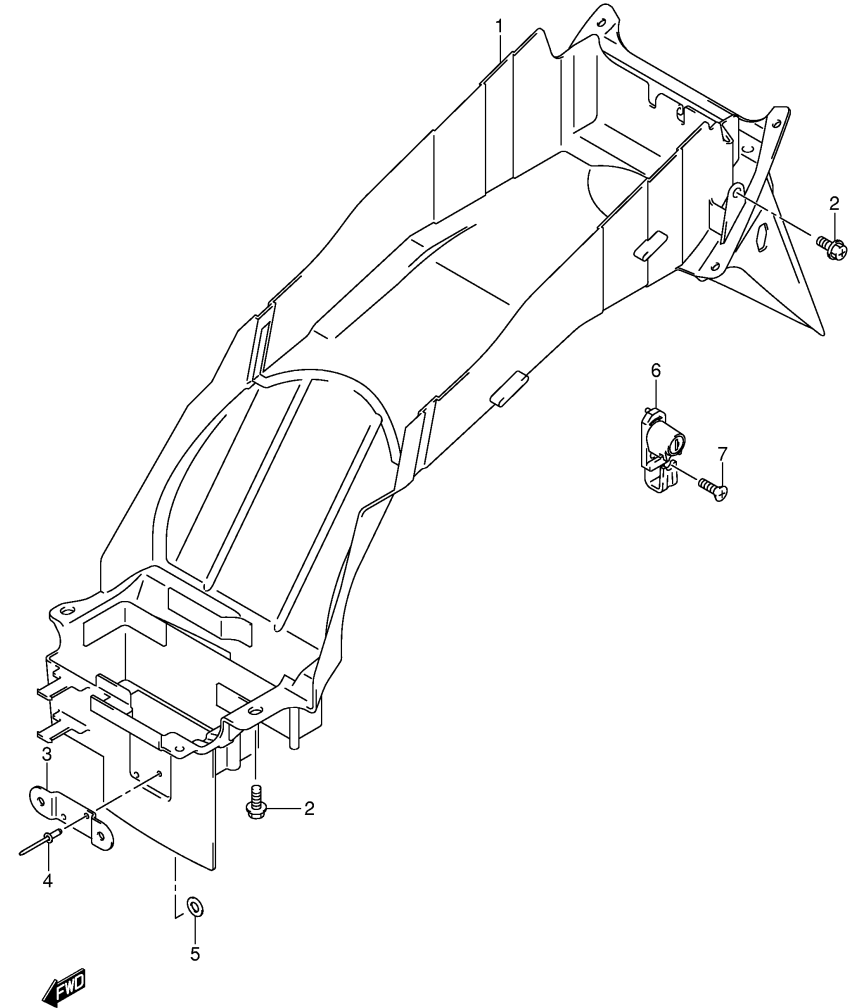
Ref No	Part No	Description
1	57110-45D02	Grip, Throttle
2	57100-42F00	Case Assy, Throttle
2a	07130-05253	• Bolt
3	57300-10G10	Lever Assy, Brake
4	57431-17C00	• Bolt
5	08316-10063	• Nut
6	57460-17C11	Switch Assy, Stop
7	57465-17C00	• Screw
8	57211-22D01	Grip Lh
9	57500-24F00	Lever Assy, Clutch
10	57431-17C00	• Bolt
11	08316-10063	• Nut
12	57560-02FA0	Switch Assy, Clutch

GSX1400K2 (GSX1400K2 E2)

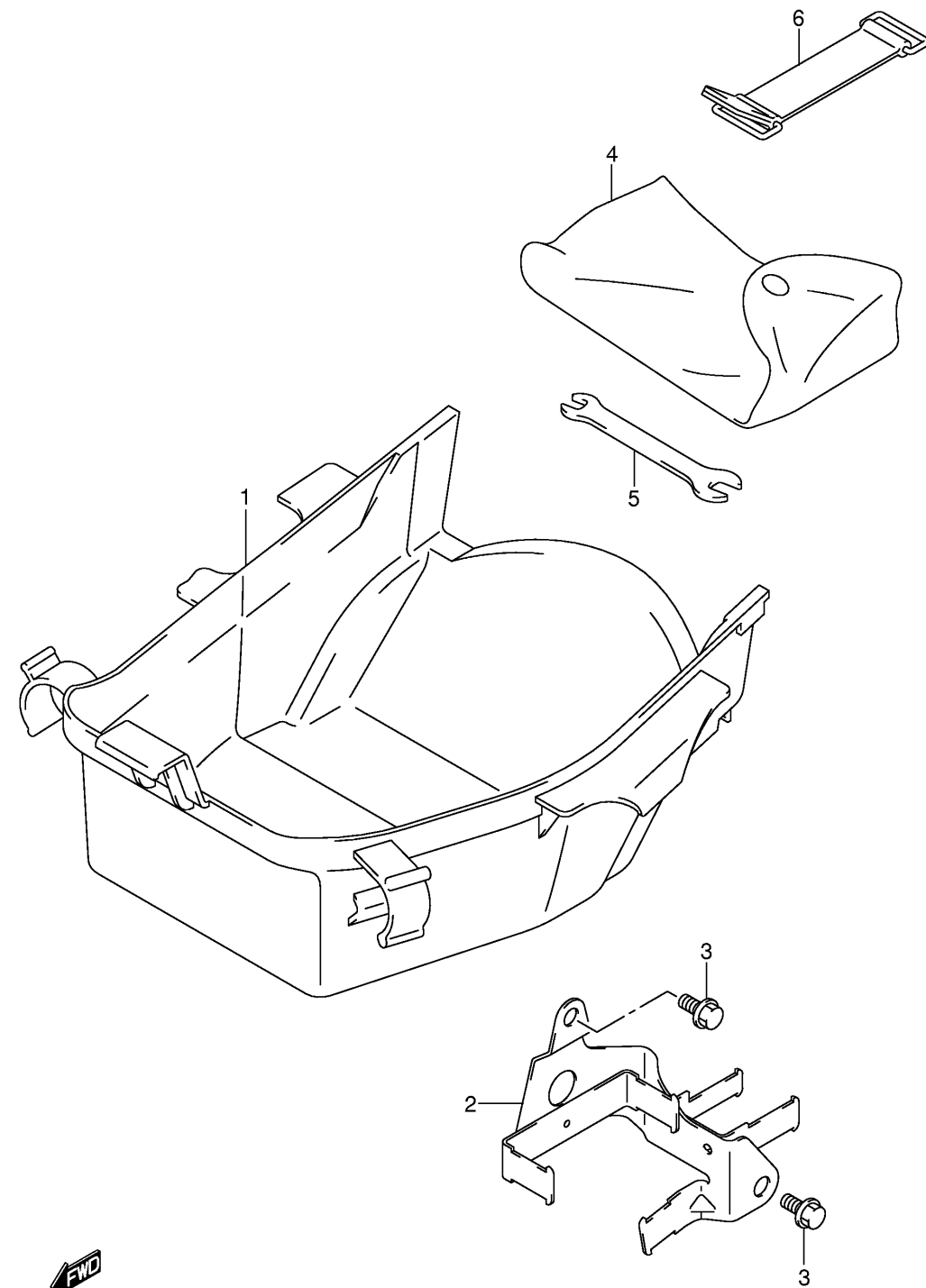
FIG45

REAR FENDER

Ref No	Part No	Description
1	63111-42F00	Fender, Rear
2	09113-06001	Bolt
3	63466-42F00	Bracket
4	09229-04020	Rivet
5	08322-01043	Washer
6	95700-42810	Lock Set, Helmet
7	02122-06203	Screw



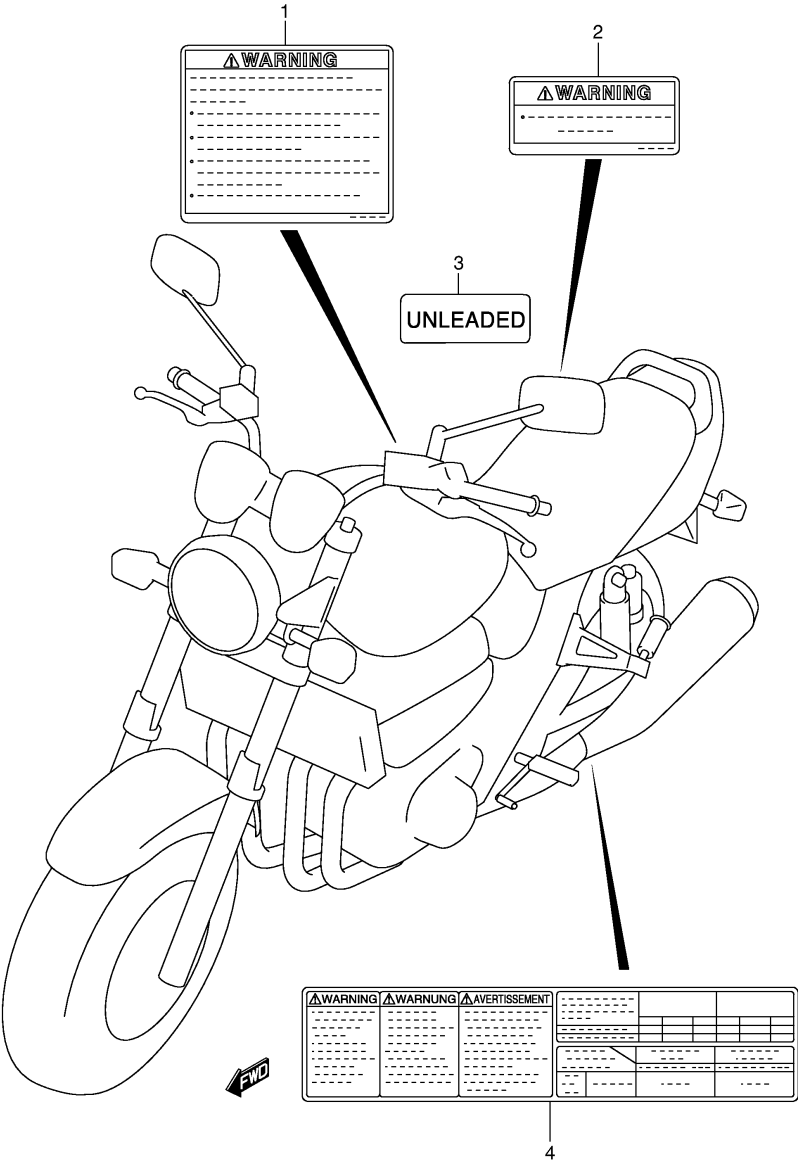
GSX1400K2 E02_045
REAR FENDER



Ref No	Part No	Description
1	92211-42F00	Body, Luggage Box
2	47411-42F10	Holder, Electric Parts
3	01550-06123	Bolt
4	09800-21039	Tool Assy
5	09813-00027	Spanner (8x10)
6	09462-00093	Band, Tool

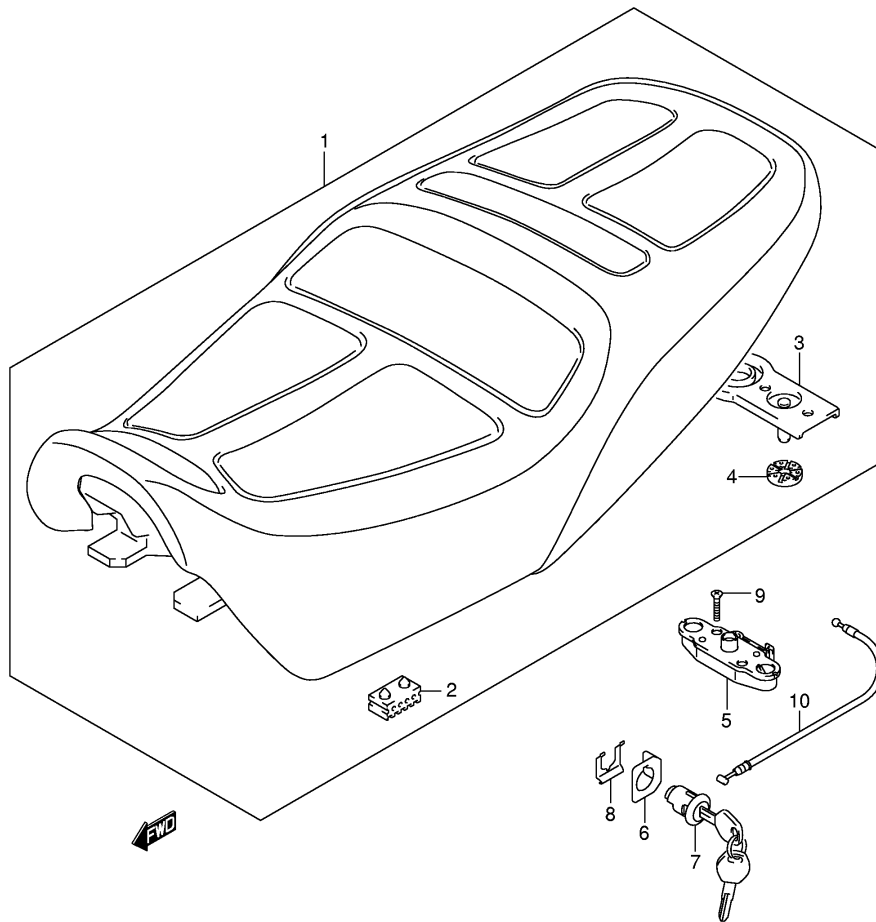


FIG.47



Ref No	Part No	Description
1	68319-29F00	Label, Warning (english)
1	68319-29F20	Label, Warning (german)
1	68319-29F30	Label, Warning (french)
1	68319-29F40	Label, Warning (italian)
1	68319-29F50	Label, Warning (spanish)
1	68319-29F70	Label, Warning (dutch)
1	68319-29F80	Label, Warning (portuguese)
1	68319-30F40	Label, Warning (italian)
1	68319-29FA0	Label, Warning (finnish)
1	68319-29FB0	Label, Warning (norwegian)
1	68319-29FC0	Label, Warning (danish)
1	68319-29F90	Label, Warning (swedish)
1	68319-30F90	Label, Warning (swedish)
2	68911-42F00	Label, Capacity (english)
2	68911-42F20	Label, Capacity (german)
2	68911-42F30	Label, Capacity (french)
2	68911-42F40	Label, Capacity (italian)
2	68911-42F50	Label, Capacity (spanish)
2	68911-42F70	Label, Capacity (dutch)
2	68911-42F80	Label, Capacity (portuguese)
2	68391-42F40	Label, Capacity (italian)
2	68391-42F90	Label, Capacity (swedish)
2	68911-42FA0	Label, Capacity (finnish)
2	68911-42FB0	Label, Capacity (norwegian)
2	68911-42FC0	Label, Capacity (danish)
2	68911-42F90	Label, Capacity (swedish)
3	68623-17D00	Label, Fuel
3	86932-73060	Label, Fuel
4	68332-42F10	Label, Tire Information
5	99011-42F53-01A	Manual, Owner's
5	99011-42F53-01F	Manual, Owner's
5	99011-42F53-01K	Manual, Owner's
5	99011-42F53-01W	Manual, Owner's
5	99011-42F52-SDE	Manual, Owner's

FIG.48

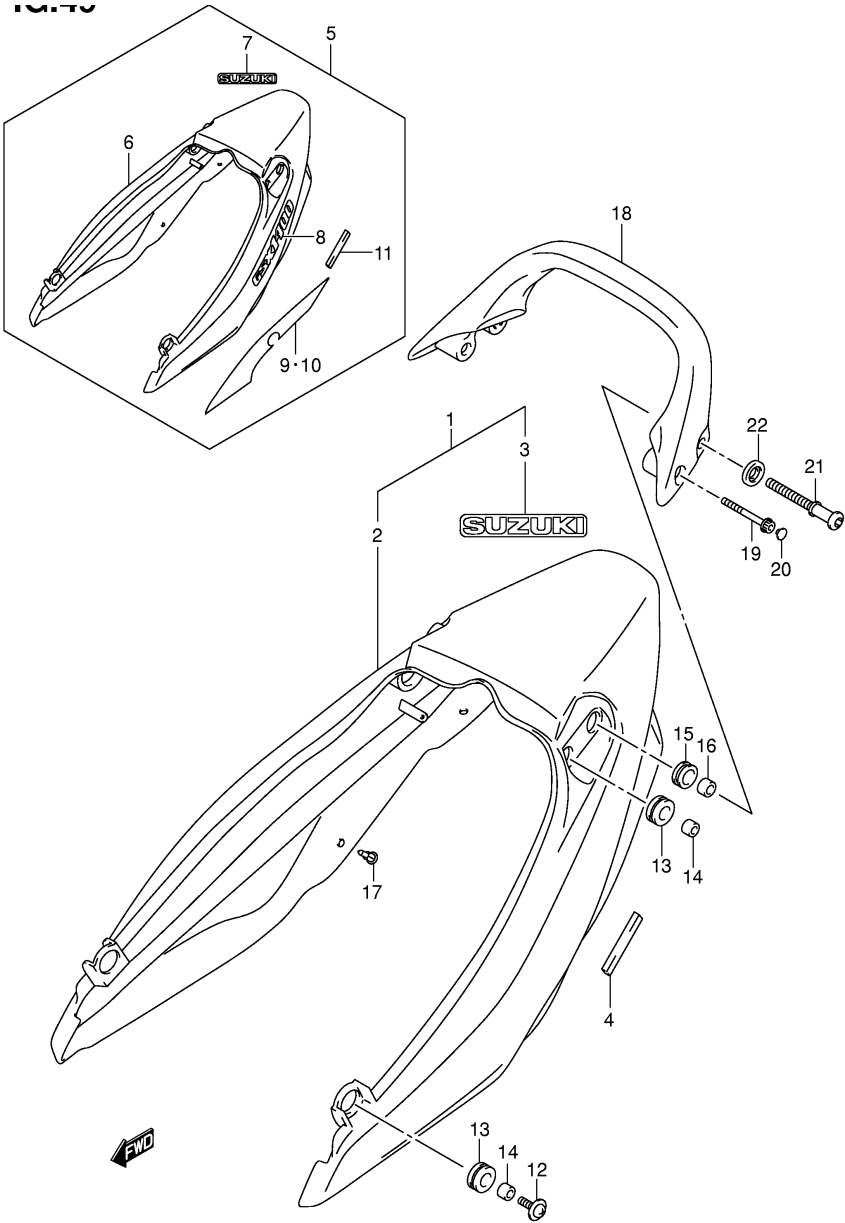


Ref No	Part No	Description
1	45100-42F30-GF6	Seat Assy
2	45149-42F00	• . Cushion, Seat
3	45290-42F01	• . Striker, Seat Lock
4	45213-31300	• . Cushion
5	45220-20A01	Bracket, Seat Support, Rear
6	45288-14F00	Guide, Seat Lock Cable
7	95700-14810	Lock Set, Seat
8	45289-11F00	Plate, Seat Lock Assy
9	02122-06303	Screw
10	45280-38400	Cable, Seat Lock

GSX1400K2 (GSX1400K2 E2)

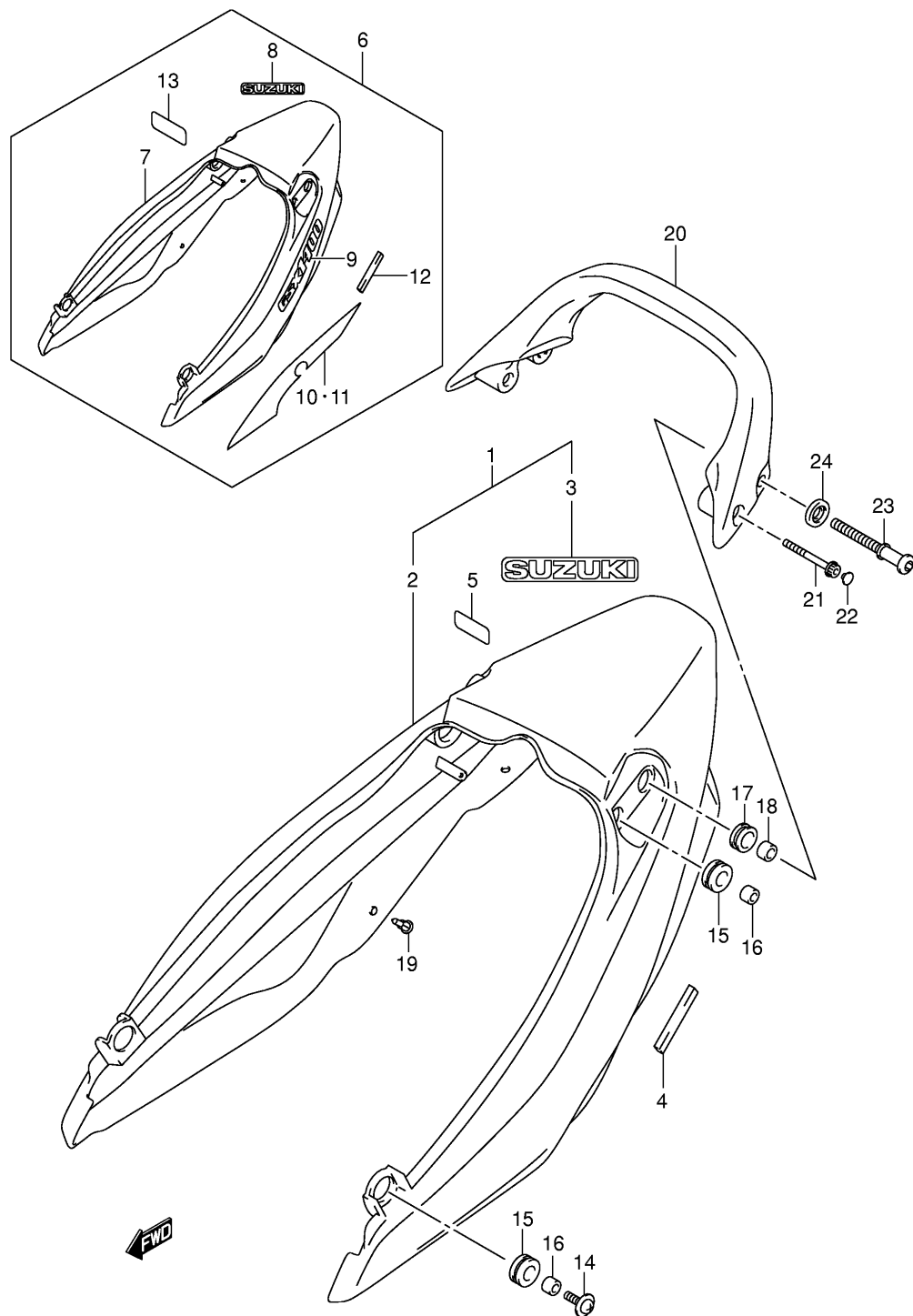
FIG49

SEAT TAIL COVER (MODEL K2)

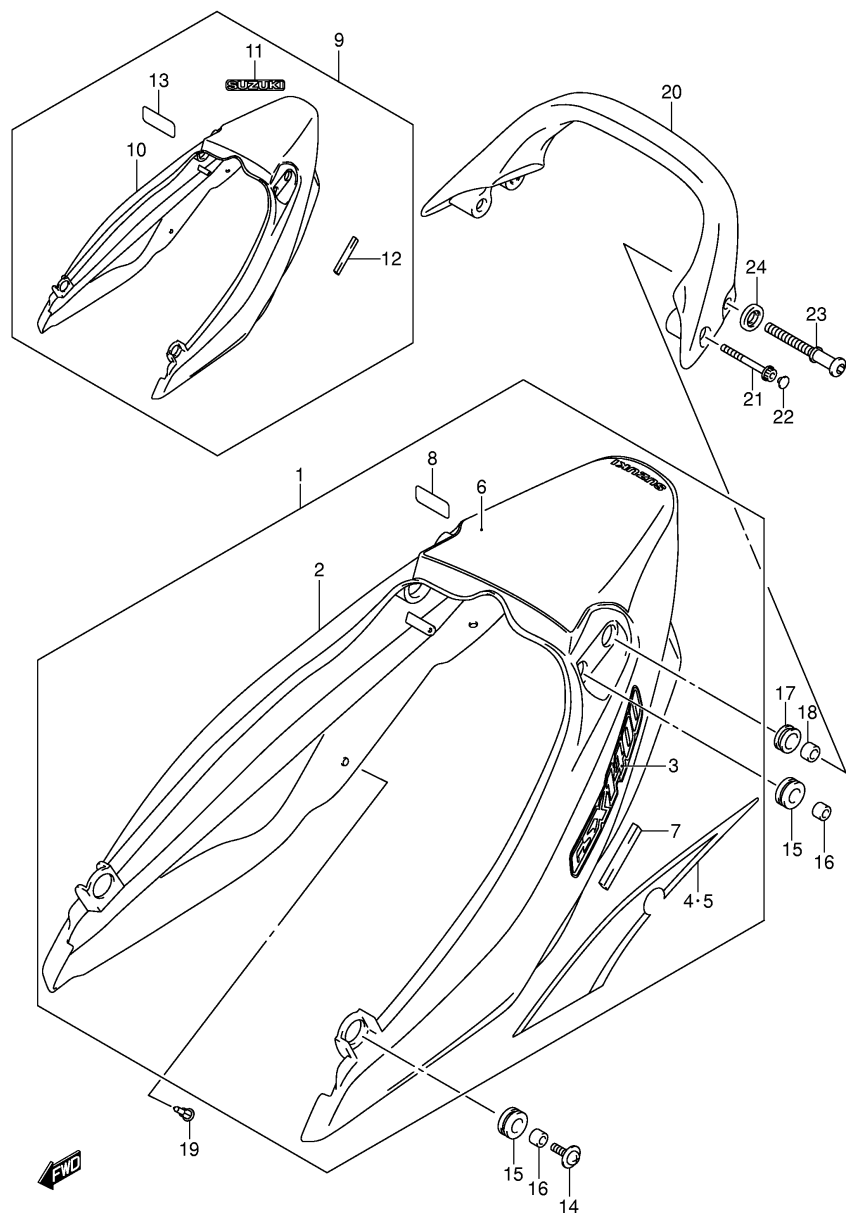


Ref No	Part No	Description
1	45500-42F00-YC2	Cover Assy, Seat Tail (blue)
1	45500-42F00-YM6	Cover Assy, Seat Tail (silver)
2	45510-42F00-YC2	. Cover, Seat Tail (blue)
2	45510-42F00-YM6	. Cover, Seat Tail (silver)
3	68280-04F00-YD8	. Emblem, "suzuki" (silver)
3	68280-04F00-019	. Emblem, "suzuki" (black)
4	45515-42F00	. Cushion
5	45500-42FA0-OJW	Cover Assy, Seat Tail (white)
6	45510-42F00-OJW	. Cover, Seat Tail (white)
7	68280-04F00-1LF	. Emblem, "suzuki" (blue)
8	68161-42F00-GJ7	. Emblem, Seat Tail Cover
9	68165-42F00-M18	. Tape, Seat Tail Cover R
10	68167-42F00-M18	. Tape, Seat Tail Cover L
11	45515-42F00	. Cushion
12	09136-06081	Screw (6x20)
13	09320-12068	Cushion
14	09180-06300	Spacer
15	09320-14023	Cushion
16	09180-08199	Spacer
17	09409-06314-5PK	Clip (black)
18	46211-32F00-YC2	Handle, Pillion Rider (blue)
18	46211-32F00-YM6	Handle, Pillion Rider (silver)
18	46211-32F00-OJW	Handle, Pillion Rider (white)
19	07120-06453	Bolt
20	09250-05009	Cap
21	46316-31F00	Hook, Pillion Rider Handle
22	46317-31F00	Washer, Hook

GSX1400K2 E02_049
SEAT TAIL COVER

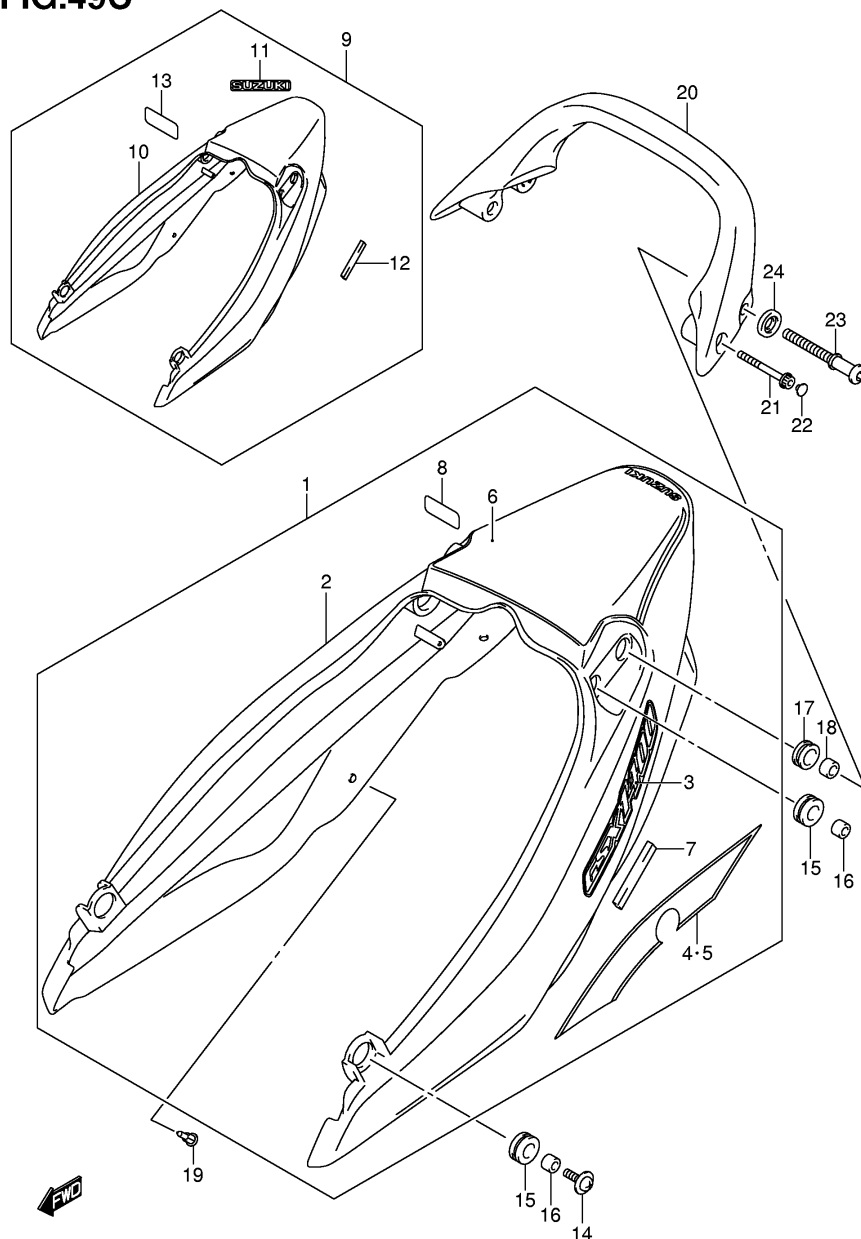


Ref No	Part No	Description
1	45500-42F01-1LF	Cover Assy, Seat Tail (blue)
1	45500-42F01-YD8	Cover Assy, Seat Tail (silver)
2	45510-42F00-1LF	. Cover, Seat Tail (blue)
2	45510-42F00-YD8	. Cover, Seat Tail (silver)
3	68280-04F00-YD8	. Emblem, "suzuki" (silver)
3	68280-04F00-019	. Emblem, "suzuki" (black)
4	45515-42F00	. Cushion
5	45516-42F00	. Tape, Seat Tail Cover
6	45500-42FB0-0JW	Cover Assy, Seat Tail (white)
7	45510-42F00-0JW	. Cover, Seat Tail (white)
8	68280-04F00-1LF	. Emblem, "suzuki" (blue)
9	68161-42F00-GJ7	. Emblem, Seat Tail Cover
10	68165-42F10-G8Z	. Tape, Seat Tail Cover R
11	68167-42F10-G8Z	. Tape, Seat Tail Cover L
12	45515-42F00	. Cushion
13	45516-42F00	. Tape, Seat Tail Cover
14	09136-06081	Screw (6x20)
15	09320-12068	Cushion
16	09180-06300	Spacer
17	09320-14023	Cushion
18	09180-08199	Spacer
19	09409-06314-5PK	Clip (black)
20	46211-32F00-1LF	Handle, Pillion Rider (blue)
20	46211-32F00-YD8	Handle, Pillion Rider (silver)
20	46211-32F00-0JW	Handle, Pillion Rider (white)
21	07120-06453	Bolt
22	09250-05009	Cap
23	46316-31F00	Hook, Pillion Rider Handle
24	46317-31F00	Washer, Hook

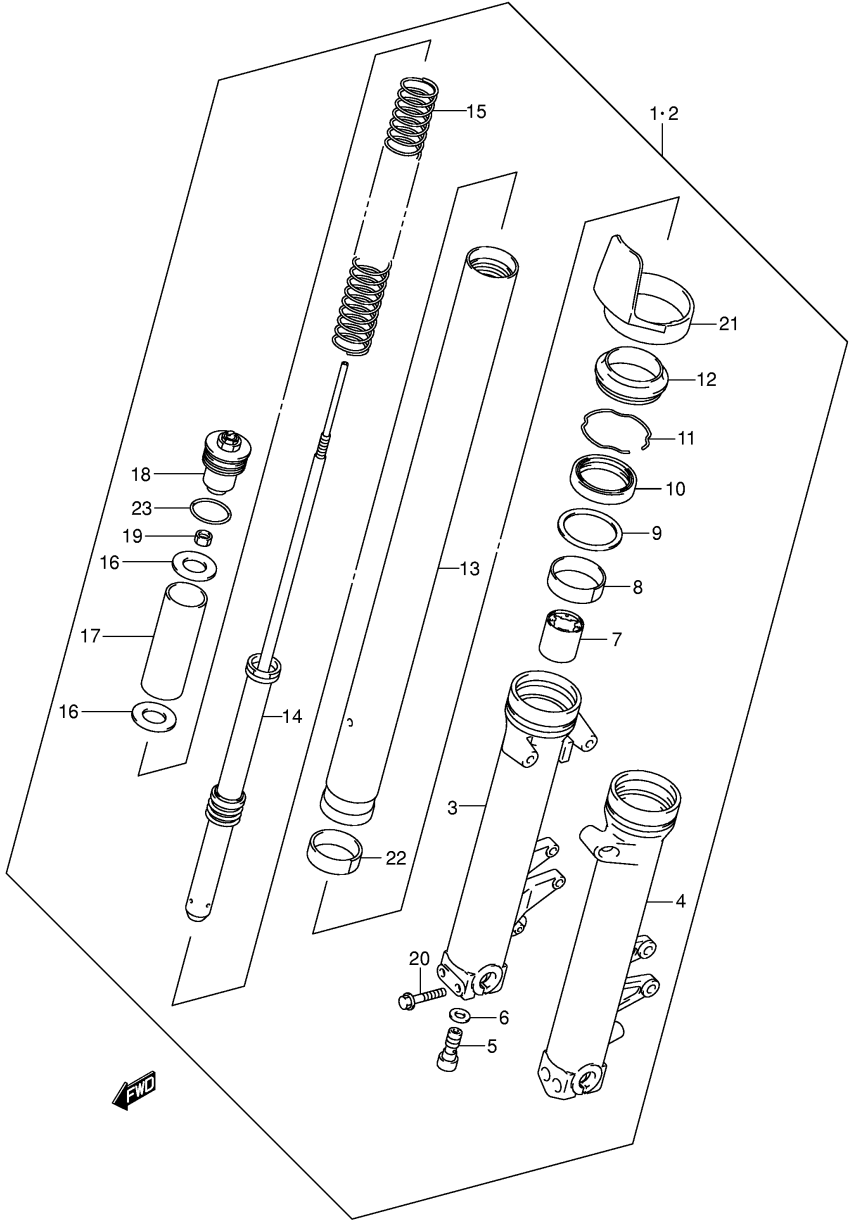


Ref No	Part No	Description
1	45500-42FC0-YBD	Cover Assy, Seat Tail (white)
1	45500-42FC0-019	Cover Assy, Seat Tail (black)
2	45510-42F00-YBD	. Cover, Seat Tail (white)
2	45510-42F00-019	. Cover, Seat Tail (black)
3	68161-42F20-ML9	. Emblem, Seat Tail Cover
3	68161-42F20-MW7	. Emblem, Seat Tail Cover
4	68165-42F20-ML8	. Tape, Seat Tail Cover, R
4	68165-42F20-J7A	. Tape, Seat Tail Cover, R
5	68167-42F20-ML8	. Tape, Seat Tail Cover, L
5	68167-42F20-J7A	. Tape, Seat Tail Cover, L
6	68165-42F30-LR5	. Tape, Seat Tail Cover, Ctr
6	68165-42F30-MW8	. Tape, Seat Tail Cover, Ctr
7	45515-42F00	. Cushion
8	45516-42F00	. Tape, Seat Tail Cover
9	45500-42F01-YAY	Cover Assy, Seat Tail (black)
10	45510-42F00-YAY	. Cover, Seat Tail (black)
11	68280-04F00-YD8	. Emblem, "suzuki"
12	45515-42F00	. Cushion
13	45516-42F00	. Tape, Seat Tail Cover
14	09136-06081	Screw
15	09320-12068	Cushion
16	09180-06300	Spacer
17	09320-14023	Cushion
18	09180-08199	Spacer
19	09409-06314-5PK	Clip
20	46211-32F00-YBA	Handle, Pillion Rider (blue)
20	46211-32F00-Y7M	Handle, Pillion Rider (red)
20	46211-32F00-YAY	Handle, Pillion Rider (black)
21	07120-06453	Bolt
22	09250-05009	Cap
23	46316-31F00	Hook, Pillion Rider Handle
24	46317-31F00	Washer, Hook

FIG.49C

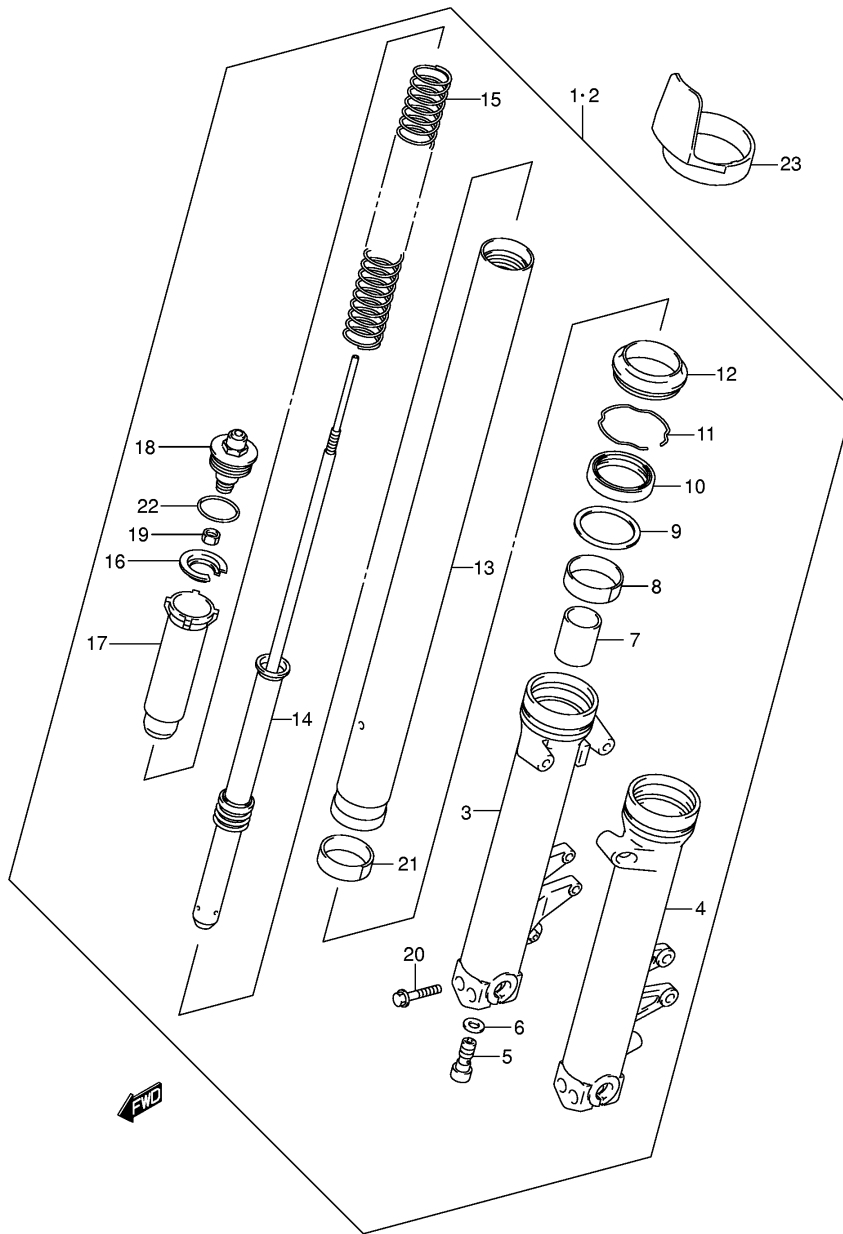


Ref No	Part No	Description
1	45500-42FD0-YBD	Cover Assy, Seat Tail (white)
1	45500-42FD0-YU7	Cover Assy, Seat Tail (red)
2	45510-42F00-YBD	. Cover, Seat Tail (white)
2	45510-42F00-YU7	. Cover, Seat Tail (red)
3	68161-42F20-ML9	. Emblem, Seat Tail Cover
3	68161-42F20-BPV	. Emblem, Seat Tail Cover
4	68165-42F50-LS3	. Tape, Seat Tail Cover, R
4	68165-42F50-BVV	. Tape, Seat Tail Cover, R
5	68167-42F50-LS3	. Tape, Seat Tail Cover, L
5	68167-42F50-BVV	. Tape, Seat Tail Cover, L
6	68165-42F60-LR5	. Tape, Seat Tail Cover, Ctr
6	68165-42F60-BPS	. Tape, Seat Tail Cover, Ctr
7	45515-42F00	. Cushion
8	45516-42F00	. Tape, Seat Tail Cover
9	45500-42F01-YAY	Cover Assy, Seat Tail (black)
10	45510-42F00-YAY	. Cover, Seat Tail (black)
11	68280-04F00-YD8	. Emblem, "suzuki"
12	45515-42F00	. Cushion
13	45516-42F00	. Tape, Seat Tail Cover
14	09136-06081	Screw
15	09320-12068	Cushion
16	09180-06300	Spacer
17	09320-14023	Cushion
18	09180-08199	Spacer
19	09409-06314-5PK	Clip
20	46211-32F00-YBA	Handle, Pillion Rider (blue)
20	46211-32F00-YAY	Handle, Pillion Rider (black)
21	07120-06453	Bolt
22	09250-05009	Cap
23	46316-31F00	Hook, Pillion Rider Handle
24	46317-31F00	Washer, Hook



Ref No	Part No	Description
3	51130-42F00	• . Tube, Outer R
4	51140-42F00	• . Tube, Outer L
5	51147-40C00	• . Bolt (12x22)
6	51148-40300	• . Gasket
7	51195-42F00	• . Piece, Oil Lock
8	51167-37F00	• . Bush, Guide
9	51158-27C00	• . Washer
10	51153-42F00	• . Seal, Oil
11	51156-27C00	• . Ring, Stopper
12	51173-42F00	• . Seal, Dust
15	51171-42F00	• . Spring, Front
16	51172-42F00	• . Washer
17	51176-42F00	• . Spacer, Spring
18	51351-42F00	• . Cap, Fork
19	51352-13A60	• . Nut, Rod
20	51166-42F00	• . Bolt
21	51201-42F00	• . Protector
22	51121-37F00	• . Bush, Slide
23	51117-27C00	• . O Ring

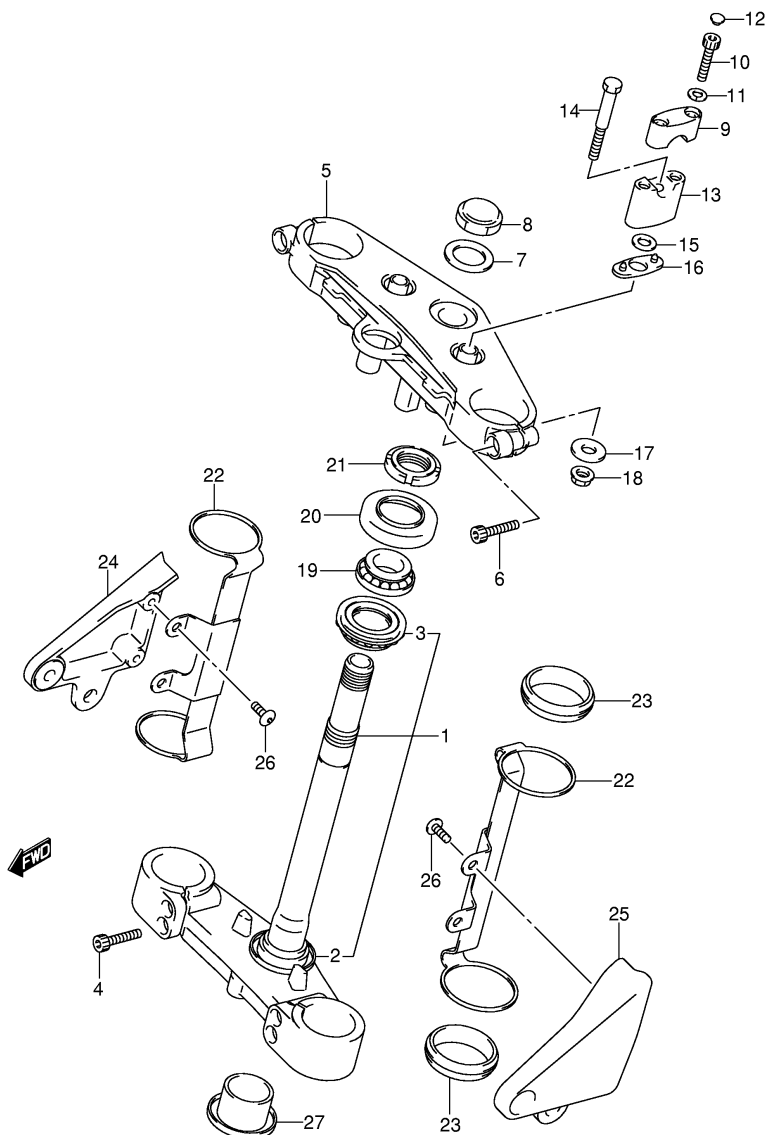
FIG.50A



Ref No	Part No	Description
1	51103-42F60	Damper Assy, Front Fork R
2	51104-42F60	Damper Assy, Front Fork L
3	51130-42F60	• Tube, Outer R
4	51140-42F60	• Tube, Outer L
5	51147-16G00	• Bolt (12x22)
6	51148-41310	• Gasket
7	51195-16G60	• Piece, Oil Lock
8	51167-37F00	• Bush, Guide
9	51158-27C00	• Washer
10	51153-42F00	• Seal, Oil
11	51156-27C00	• Ring, Stopper
12	51173-42F00	• Seal, Dust
13	51110-42F60	• Tube, Inner
14	51146-42F60	• Cylinder
15	51171-42F60	• Spring, Front
16	51172-16G00	• Washer
17	51176-16G00	• Spacer, Spring
18	51351-42F60	• Cap, Fork
19	51129-16G60	• Nut, Rod
20	51381-48E10	• Bolt
21	51121-37F00	• Bush, Slide
22	51117-16G00	• O Ring
23	51201-42F00	Protector

GSX1400K2 E02_050A
FRONT FORK DAMPER

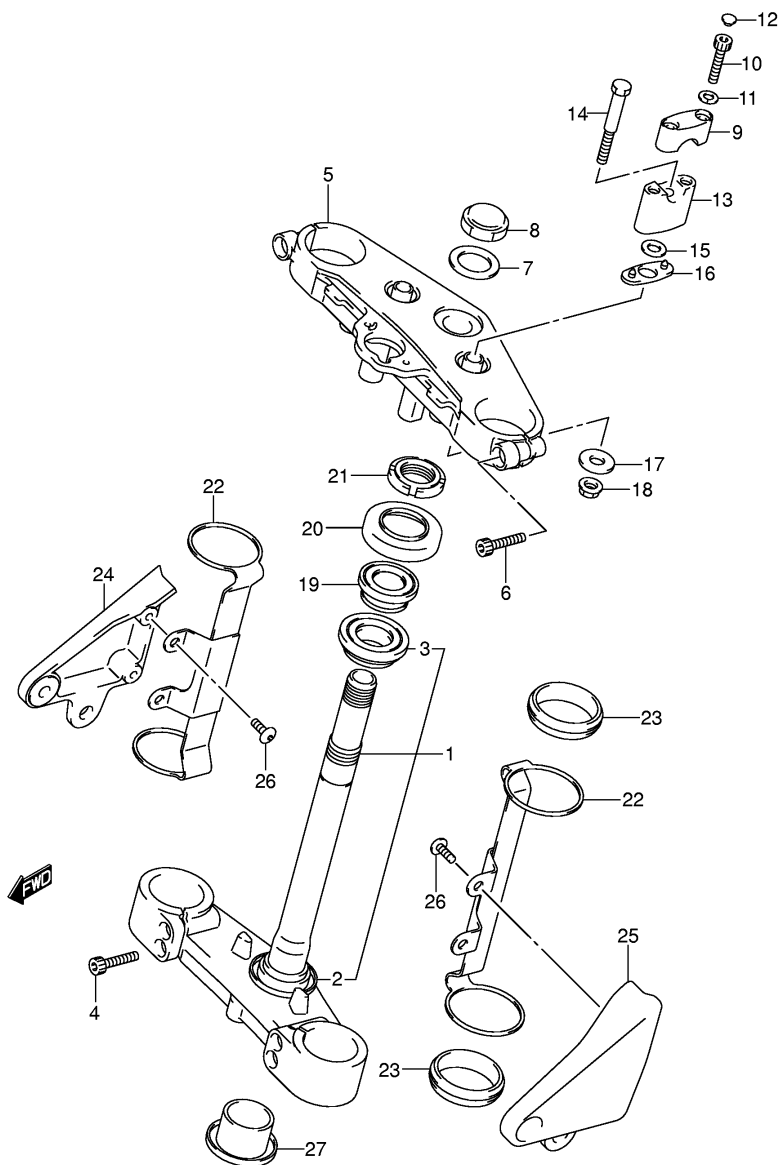
■ ■ 〰 ■ ■



Ref No	Part No	Description
2	51644-12C00	• . Seal, Steering Lower
4	51328-42F00	Bolt (8x35)
5	51311-42F00	Head, Steering Stem
8	51353-24B00	Nut
9	56211-42F00	Holder, Handle
11	09164-08015	Washer
12	09250-06011	Cap
13	56221-42F00	Holder, Handle, Under
14	51226-42F00	Bolt
15	51354-42F00	Washer
16	56245-42F00	Rubber, Handle Holder
17	51355-42F00	Washer
18	08319-31107	Nut
20	51643-40502	Dust Seal (33.5x59x12)
21	51631-31F00	Nut, Steering Stem
22	51530-42F00	Bracket, Headlamp Housing
23	51553-42F00	Damper, Headlamp Housing Bracket
24	51851-42F00	Stay, Headlamp Housing R
25	51861-42F00	Stay, Headlamp Housing L
27	51482-26F00	Cap

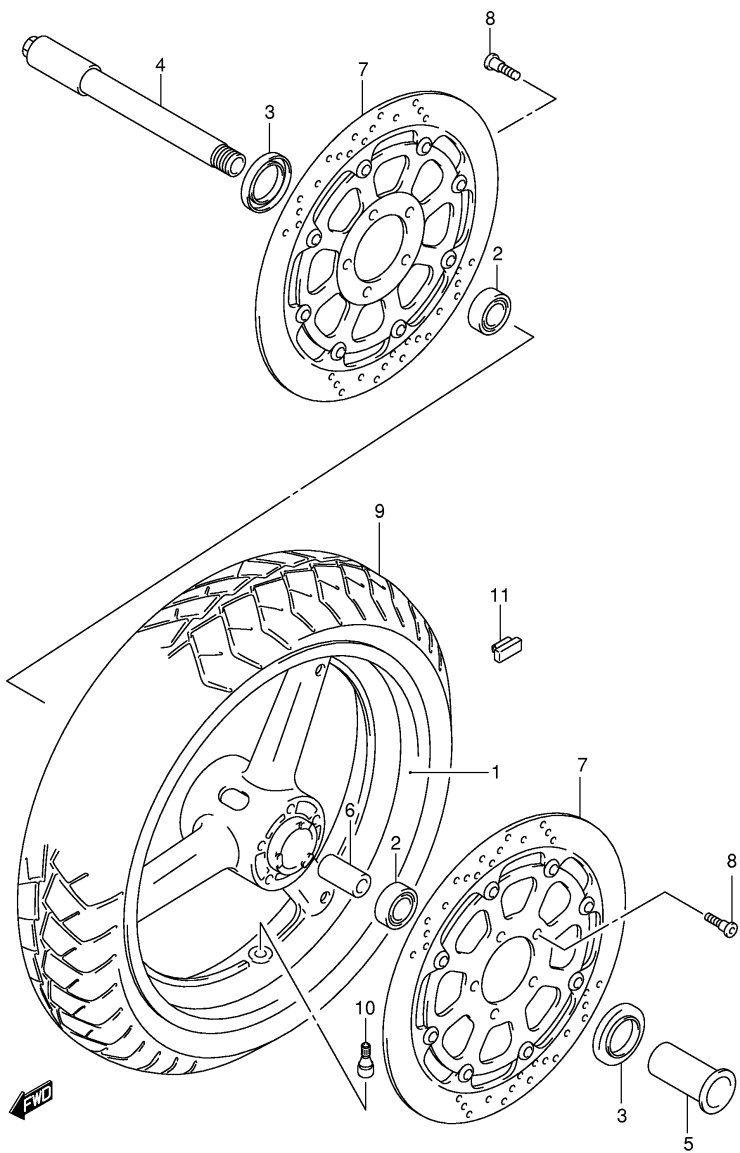
GSX1400K2 E02_051
FRONT FORK BRACKET

FIG.51A



Ref No	Part No	Description
1	51410-42F30	Stem, Steering
2	51644-12C00	• Seal, Steering Lower
3	09265-30020	• Bearing, Steering Lower
4	51166-26F00	Bolt
5	51311-42F50	Head, Steering Stem
6	51166-26F00	Bolt
7	51356-10D03	Washer
8	51353-24B00	Nut
9	56211-42F00	Holder, Handle
10	07130-08407	Bolt
11	09164-08015	Washer
12	09250-06011	Cap
13	56221-42F00	Holder, Handle, Under
14	51226-42F00	Bolt
15	51354-42F00	Washer
16	56245-42F01	Rubber, Handle Holder
17	51355-42F00	Washer
18	08319-31107	Nut
19	09265-25038	Bearing, Steering Upper
20	51643-40502	Dust Seal (33.5x59x12)
21	51631-31F00	Nut, Steering Stem
22	51530-42F00	Bracket, Headlamp Housing
23	51553-42F00	Damper, Headlamp Housing Bracket
24	51851-42F00	Stay, Headlamp Housing R
25	51861-42F00	Stay, Headlamp Housing L
26	09103-06233	Screw
27	51482-26F00	Cap

FIG.52



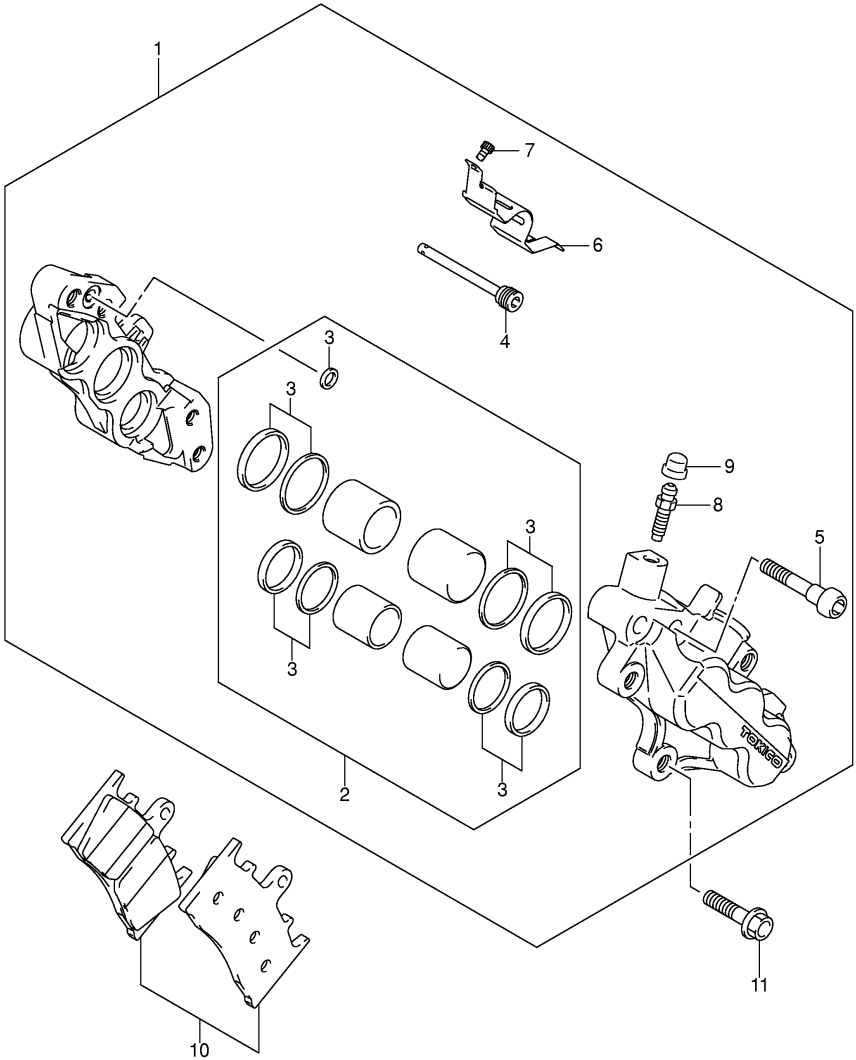
Ref No	Part No	Description
2	08143-62057	Bearing (25x52x15)
3	09285-32004	Seal, Oil (32x52x7)
4	54711-42F00	Axle, Front
5	54712-33E00	Nut, Front Axle
6	54731-33E10	Spacer, Front Hub Bearing
7	59210-33E90	Disc, Front Brake
8	09106-08148	Bolt (8x33)
9	55110-42F00	Tire, Front, 120/70zr17 (58w)
10	43130-24A00	Valve Assy, Wheel Rim
11	55411-00A00	Balancer, Wheel, 10g
11	55412-00A01	Balancer, Wheel, 20g

GSX1400K2 E02_052
FRONT WHEEL

GSX1400K2 (GSX1400K2 E2)

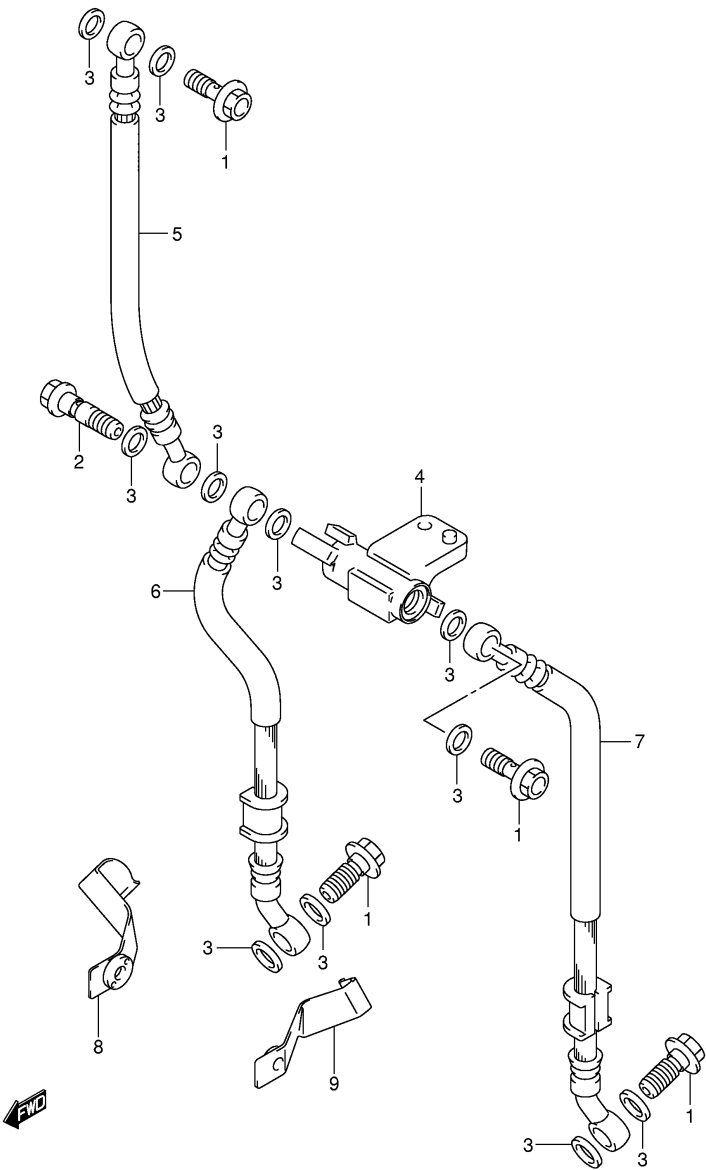
FIG53

FRONT CALIPER

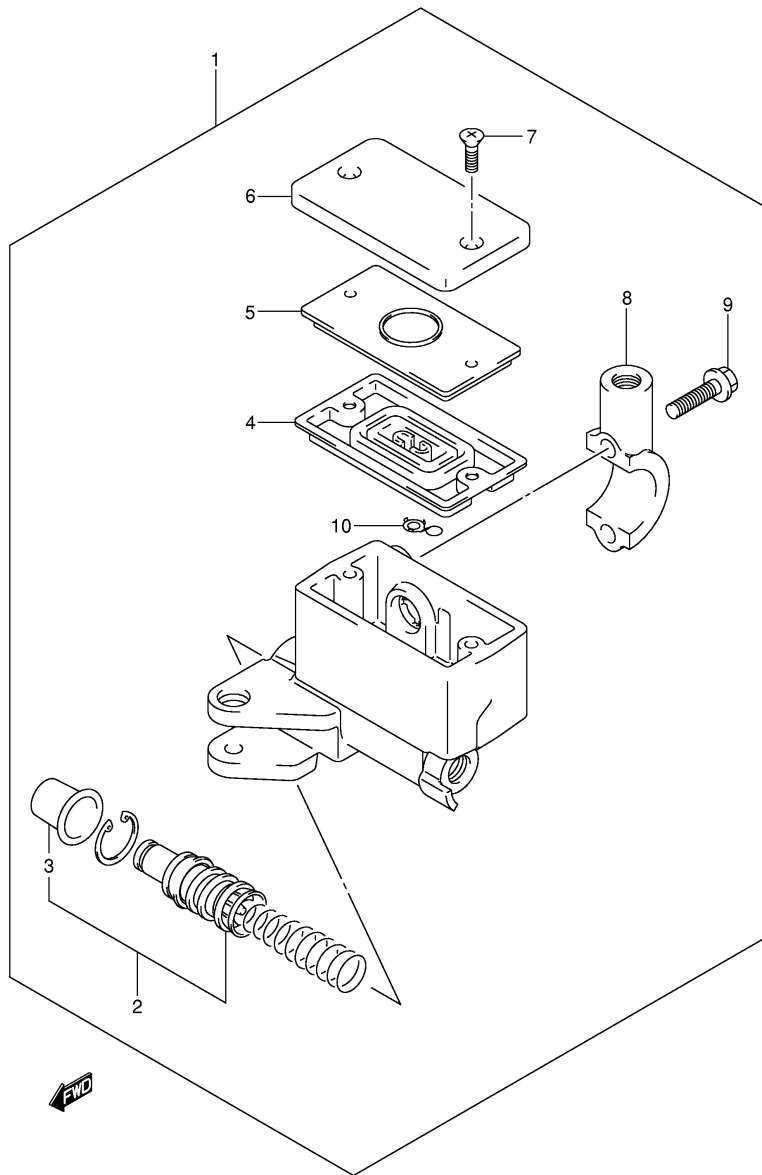


Ref No	Part No	Description
1	59100-40F20-999	Caliper Assy, Front R
1	59300-40F20-999	Caliper Assy, Front L
2	59100-40850	• . Piston Set
3	59100-40830	•• .. Seal Set, Piston
4	59141-40F00	• . Pin, Pad
5	59145-18G00	• . Bolt
6	59151-46E00	• . Cover, Caliper
7	59153-22D00	• . Screw
8	59121-18410	• . Bleeder
9	55156-66310	• . Cap, Bleeder
10	59301-33890	Pad Set
11	09103-08359	Bolt

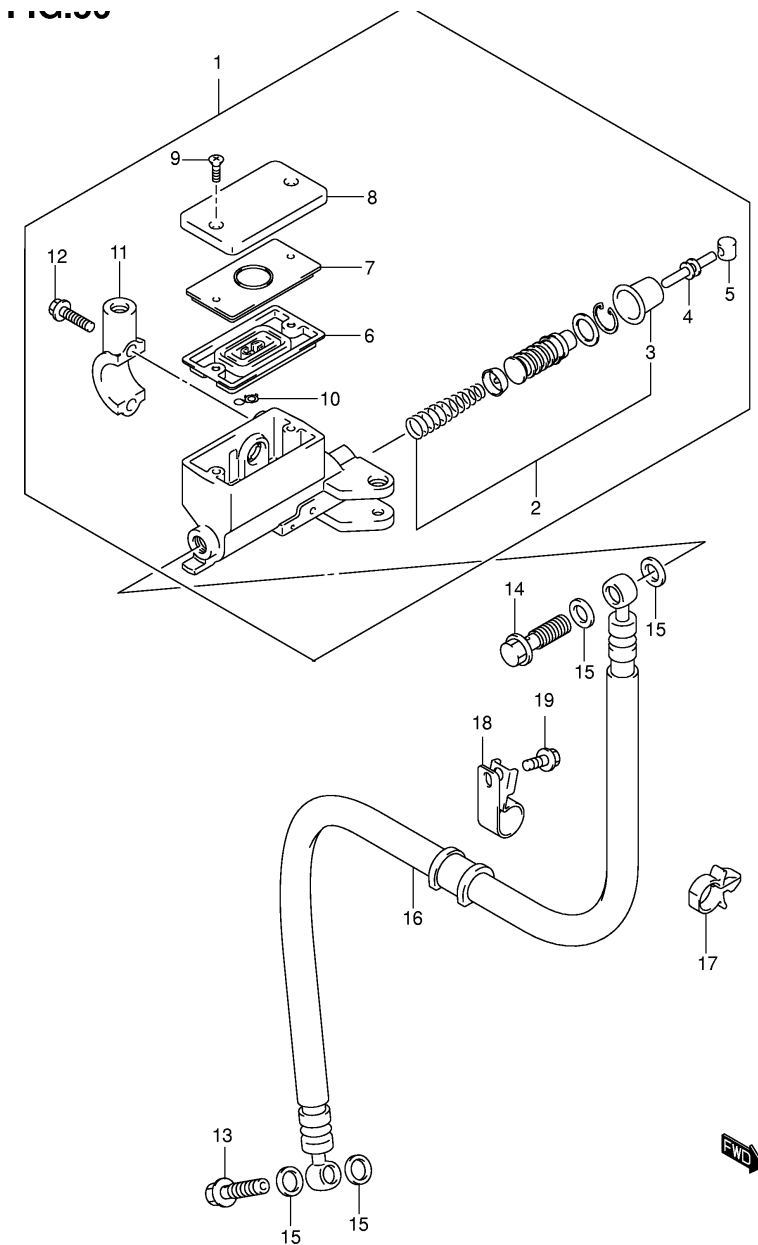




Ref No	Part No	Description
1	09360-10042	Bolt (10x1.25x22)
2	09360-10044	Bolt (10x1.25x36)
3	09161-10009	Washer (10x15x1.5)
4	59491-17E10	Joint, Front Brake Hose
5	59480-42F00	Hose, Front Brake No.1
6	59240-42F00	Hose, Front Brake No.2, R
7	59440-42F00	Hose, Front Brake No.2, L
8	59260-42F00	Clamp, Front Brake Hose No.2,
9	59270-42F00	Clamp, Front Brake Hose No.2,

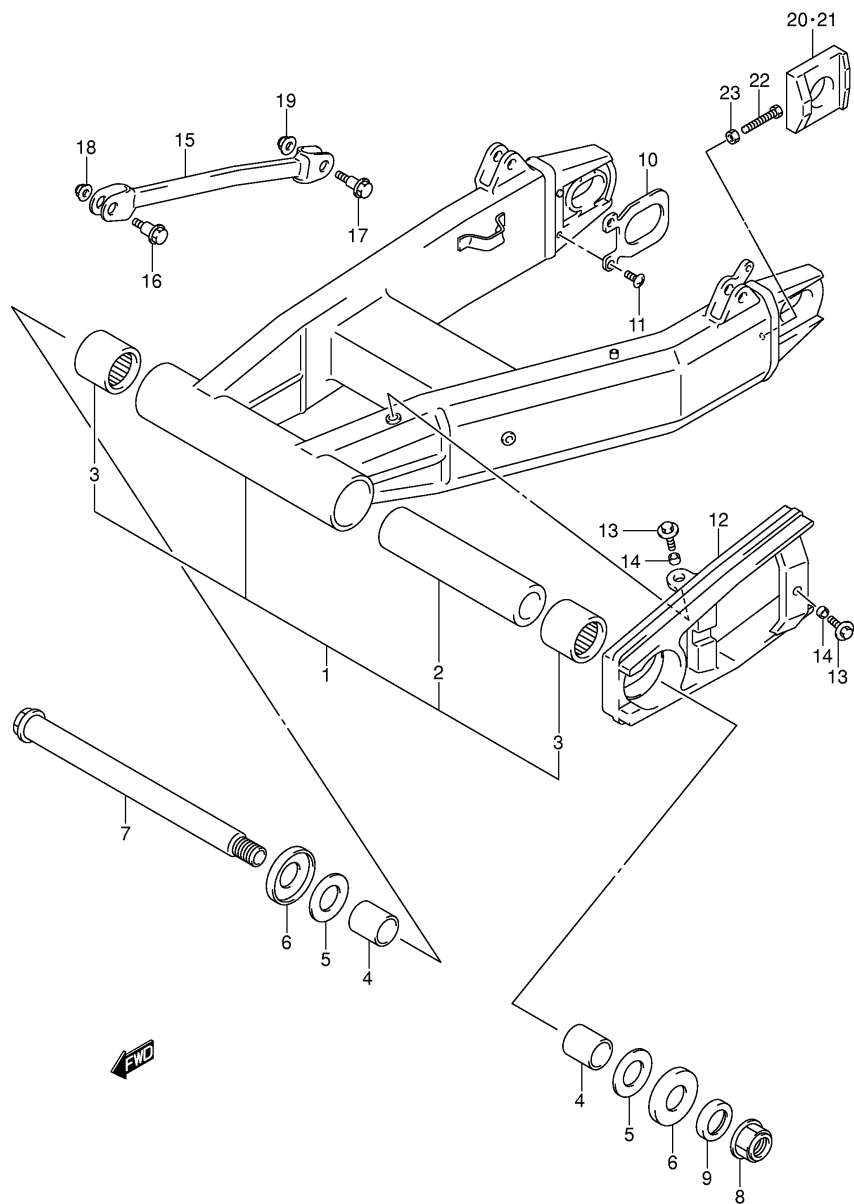


Ref No	Part No	Description
1	59600-42F00	Cylinder Assy, Front Master
2	59600-45860	• . Piston/cup Set
3	59666-44300	•• . Boot
4	59667-49460	• . Diaphragm
5	59668-41C00	• . Plate, Diaphragm
6	59669-10G00	• . Cap
7	69689-49300	• . Screw
8	59671-32F00	• . Holder
9	59675-02FA0	• . Bolt (6x22)
10	59664-32F00	• . Protector

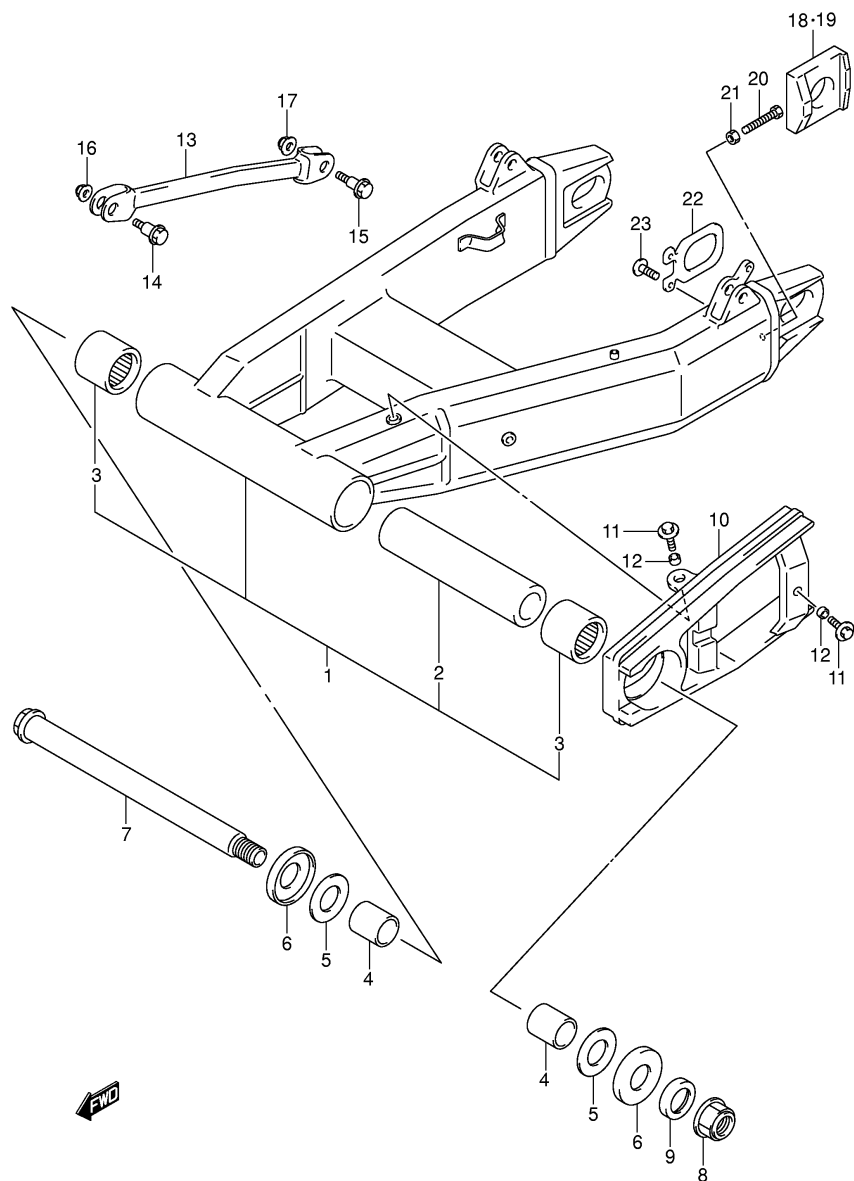


GSX1400K2 E02_056
CLUTCH MASTER CYLINDER

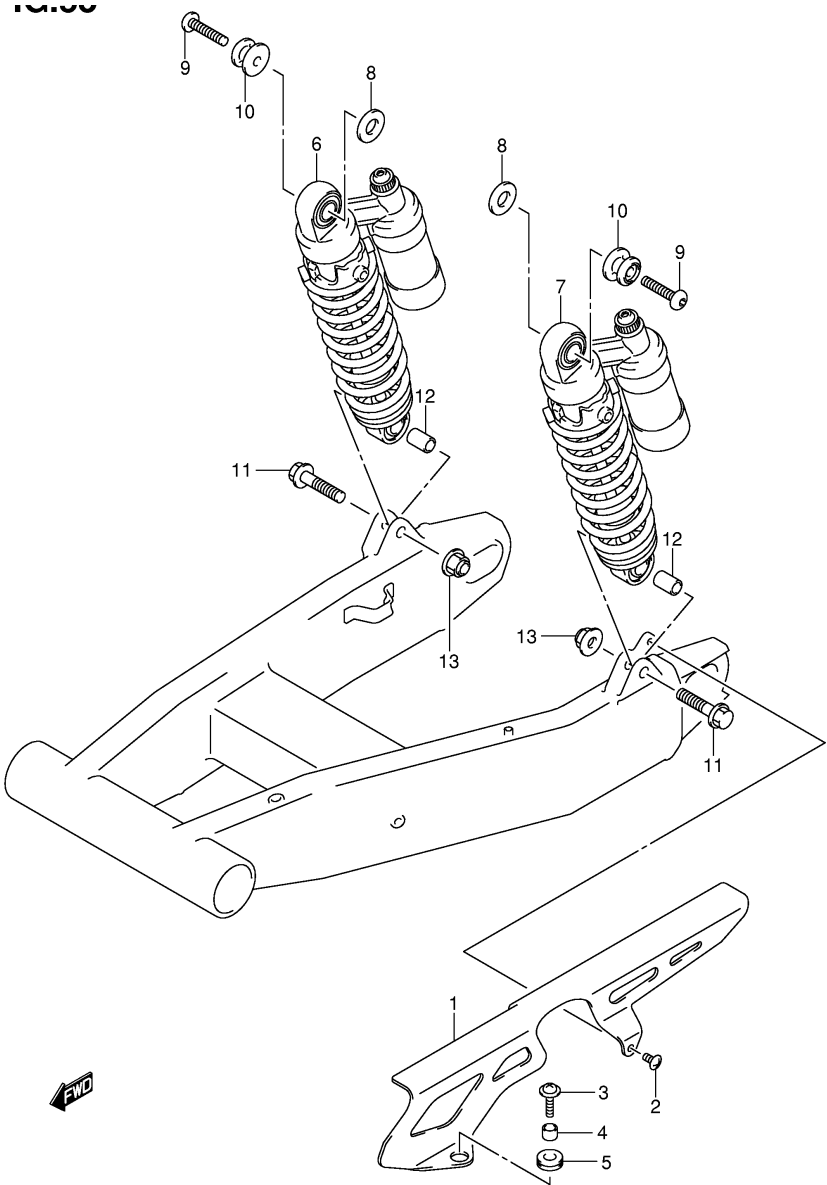
Ref No	Part No	Description
1	59800-32F00	Cylinder Assy, Clutch Master
2	59800-08810	• . Piston & Cup Set
3	59666-44300	• . Boot
4	59871-38A00	• . Push Rod
5	59892-08A00	• . Bush
6	59667-49460	• . Diaphragm
7	59668-41C00	• . Plate, Diaphragm
8	59669-10G00	• . Cap
9	69689-49300	• . Screw
10	59664-32F00	• . Protector
11	59671-32F00	• . Holder
12	59675-02FA0	• . Bolt (6x22)
13	09360-10041	Bolt (10x1.00x22)
14	09360-10042	Bolt (10x1.25x22)
15	09161-10009	Washer, (10x15x1.5)
16	59910-42F00	Hose, Clutch
17	09403-14304	Clamp
18	59268-45D00	Clamp, Front Brake Hose, No.2
19	01547-06123	Bolt



Ref No	Part No	Description
1	61000-42F00	Swingingarm Assy, Rear
2	61281-02FA0	• . Spacer, Rear Swingingarm
3	09263-30040	• . Bearing (30x40x25)
4	61251-17E10	Spacer, Swingingarm
5	08211-25481	Washer
6	61262-17E10	Dust Seal Rr Swingingarm Pivot
7	61211-42F00	Shaft, Rr Swingingarm Pivot
8	09159-20013	Nut
9	61264-42F00	Cap, Pivot
10	61124-33E00	Plate, Rr Swinging Arm Bracket
11	02142-06163	Screw
12	61273-42F00	Buffer, Chain Touch Defense
13	09116-06152	Bolt (6x20)
14	09180-06306	Spacer (6.5x9x5)
15	64310-42F00	Torquelink Rear
16	09111-08085	Bolt (8x35.5)
17	09103-10019	Bolt (10x37)
18	08319-31087	Nut
19	08319-31107	Nut
20	61445-33E00	Adjuster, Chain, L
21	61446-33E10	Adjuster, Chain, R
22	09100-08287	Bolt (8x50)
23	08316-10083	Nut



Ref No	Part No	Description
1	61000-42F10	Swingingarm Assy, Rear
2	61281-02FA0	• . Spacer, Rear Swingingarm
3	09263-30040	• . Bearing (30x40x25)
4	61251-17E10	Spacer, Swingingarm
5	08211-25481	Washer
6	61262-17E10	Dust Seal Rr Swingingarm Pivot
7	61211-42F00	Shaft, Rr Swingingarm Pivot
8	09159-20013	Nut
9	61264-42F00	Cap, Pivot
10	61273-42F00	Buffer, Chain Touch Defense
11	09116-06152	Bolt (6x20)
12	09180-06306	Spacer (6.5x9x5)
13	64310-42F00	Torquelink Rear
14	09111-08085	Bolt (8x35.5)
15	09103-10019	Bolt (10x37)
16	08319-31087	Nut
17	08319-31107	Nut
18	61445-33E00	Adjuster, Chain, L
19	61446-33E10	Adjuster, Chain, R
20	09100-08287	Bolt (8x50)
21	08316-10083	Nut
22	61124-33E00	Plate, Rear Swinging Arm Bracket
23	02142-06163	Screw



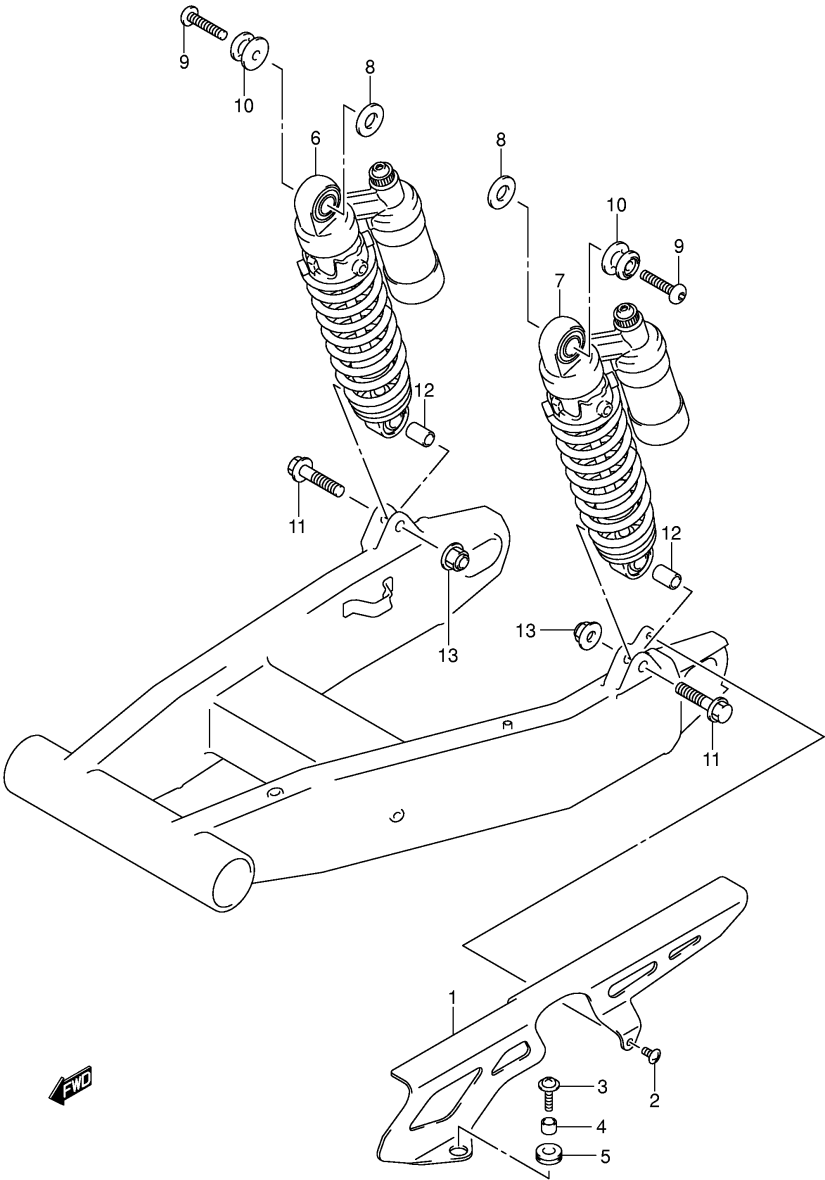
Ref No	Part No	Description
1	61311-42F00	Case, Chain
2	02142-06103	Screw
3	09136-06113	Screw (6x25)
4	09180-06092	Spacer (6.2x8.3x6.1)
5	09320-08013	Cushion
8	09160-14062	Washer (14.5x30x3.2)
9	09106-08141	Bolt
10	62318-42F00	Hook, Rear Shock Absorber Upper
11	09103-10284	Bolt (10x45)
12	09180-10139	Spacer (10.2x14x20.7)
13	08319-31107	Nut

GSX1400K2 E02_058
REAR SHOCK ABSORBER

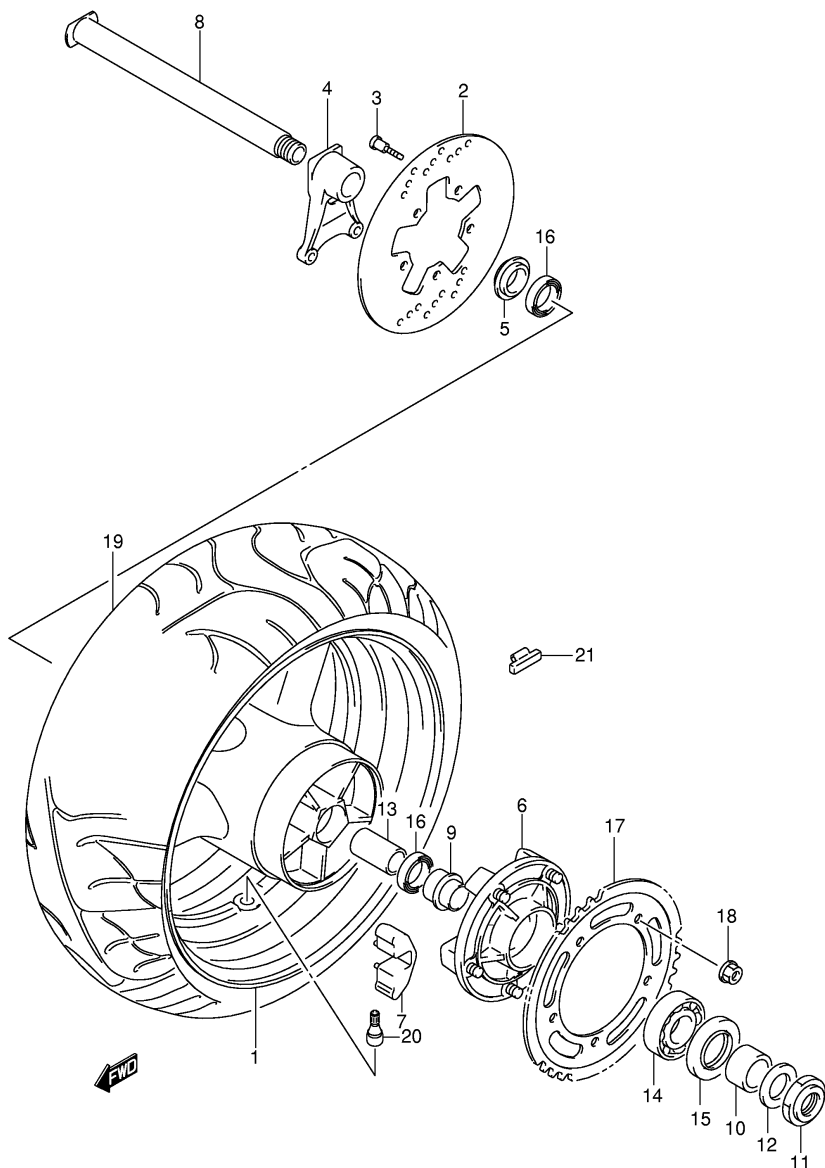
GSX1400K2 (GSX1400K2 E2)

FIG58A

REAR SHOCK ABSORBER (MODEL K4/K5)

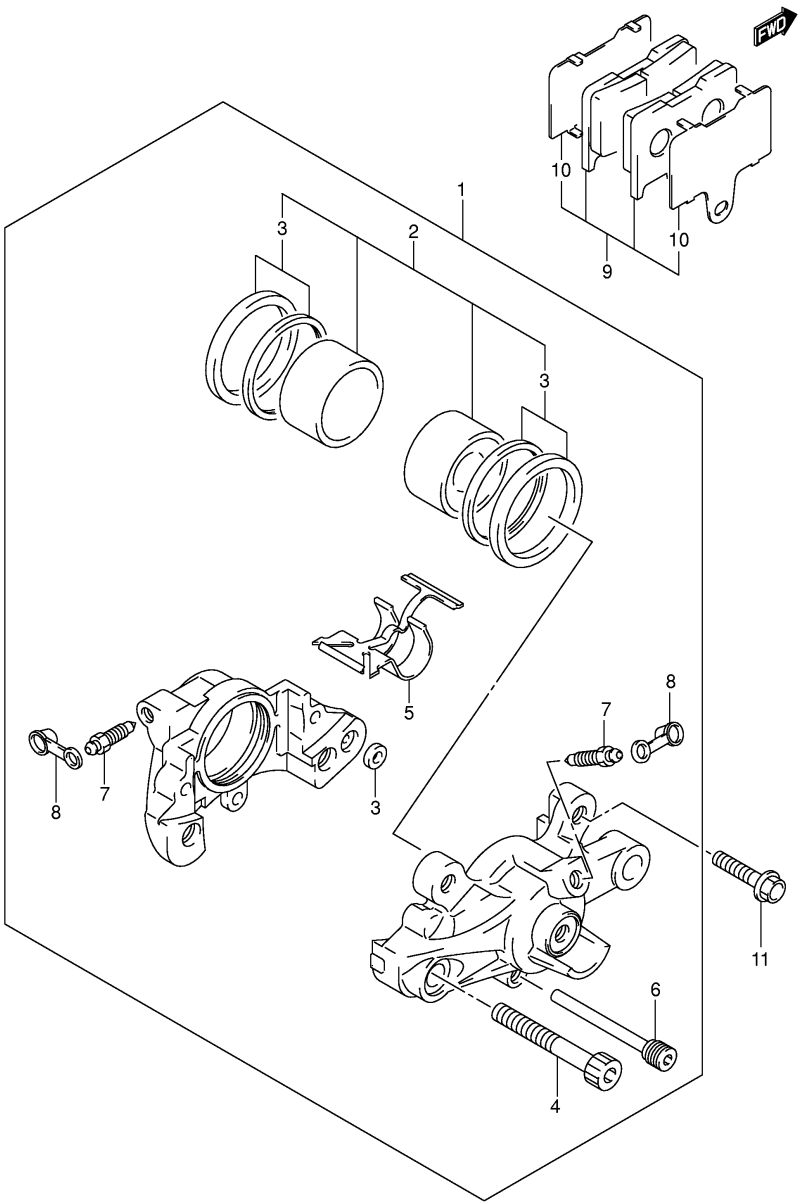


Ref No	Part No	Description
1	61311-42F00	Case, Chain
2	09136-06004	Screw
3	09136-06113	Screw (6x25)
4	09180-06092	Spacer (6.2x8.3x6.1)
5	09320-08013	Cushion
6	62103-42F40-13L	Absorber Assy, Rear Shock, R (silver)
8	09160-14062	Washer (14.5x30x3.2)
9	09106-08141	Bolt
10	62318-42F00	Hook, Rear Shock Absorber Upper
11	09103-10284	Bolt (10x45)
12	09180-10139	Spacer (10.2x14x20.7)
13	08319-31107	Nut



Ref No	Part No	Description
2	69211-42F00	Disc, Rear Brake
3	09106-08148	Bolt (8x33)
4	69721-42F00	Bracket, Rear Caliper
5	64740-42F00	Spacer, Rear Axle, R
6	64610-35F20	Drum, Rear Sprocket
7	64651-35F00	Absorber, Rr Hub Shock
8	64711-42F00	Axle, Rear
9	64733-35F00	Retainer, Rr Sprocket Drum
10	64751-42F00	Spacer, Rear Axle, L
11	09159-25001	Nut
12	09160-25070	Washer (25.2x42x3.2)
13	64731-40F00	Spacer, Rr Hub Bearing
14	09262-32007	Bearing (32x65x17)
15	09285-39001	Seal, Rr Sprocket Drum, Oil
16	09262-28043	Bearing (28x52x12)
17	64511-40F00	Sprocket, Rear, Nt:41-530
18	08319-31128	Nut
19	65110-42F00	Tire, Rear, 190/50zr17 (73w)
20	43130-24A00	Valve Assy, Wheel Rim
21	55411-00A00	Balancer, Wheel,10g
21	55412-00A01	Balancer, Wheel,20g

GSX1400K2 E02_059
REAR WHEEL

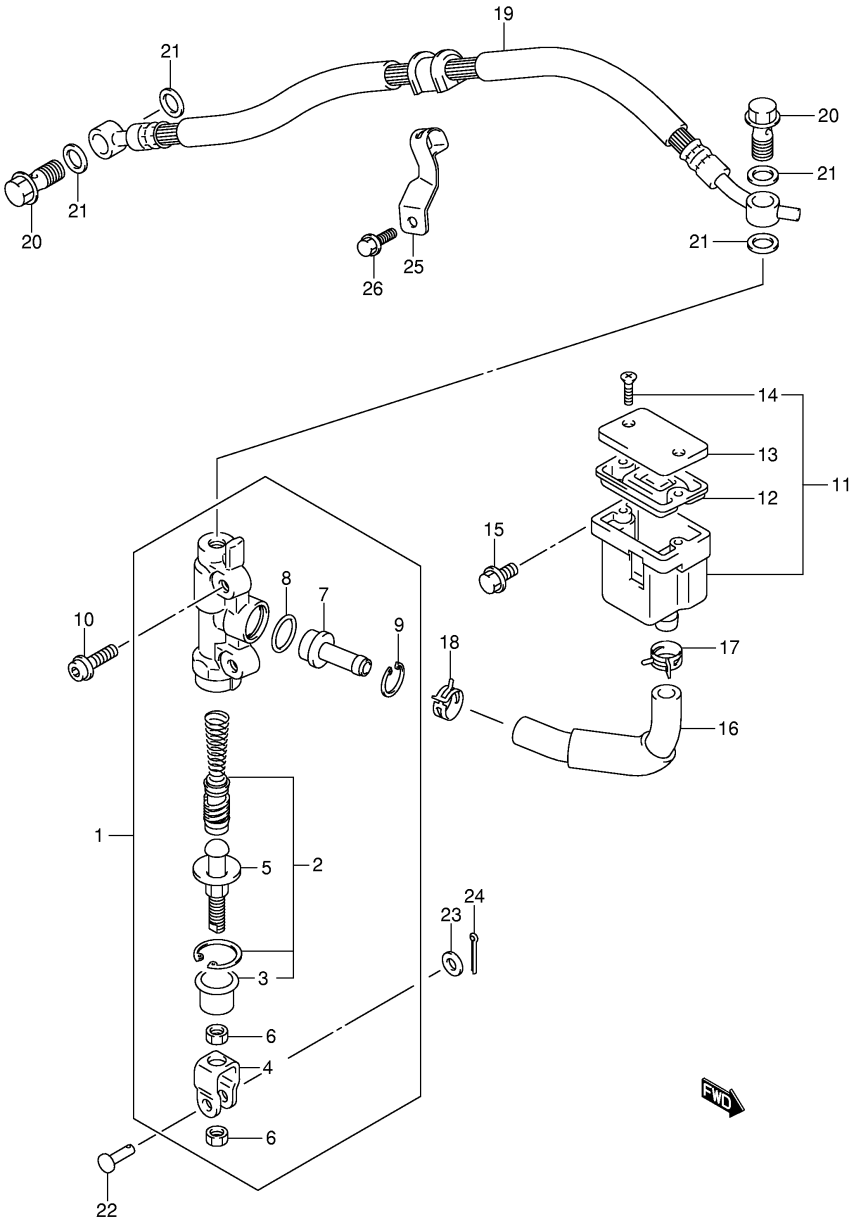


Ref No	Part No	Description
1	69100-40F20-999	Caliper Assy, Rear
2	69100-40830	• . Piston Set
3	69100-14880	• • .. Seal Set, Piton
4	69145-40F00	• . Bolt, Housing
5	69315-40F10	• . Spring
6	69141-40F00	• . Pin, Pad
7	59121-01A00	• . Bleeder
8	59122-01A00	• . Cap, Bleeder
9	69100-40840	Pad & Shim Set
10	69171-40F00	• . Shim, Pad
11	09103-08359	Bolt

GSX1400K2 (GSX1400K2 E2)

FIG61

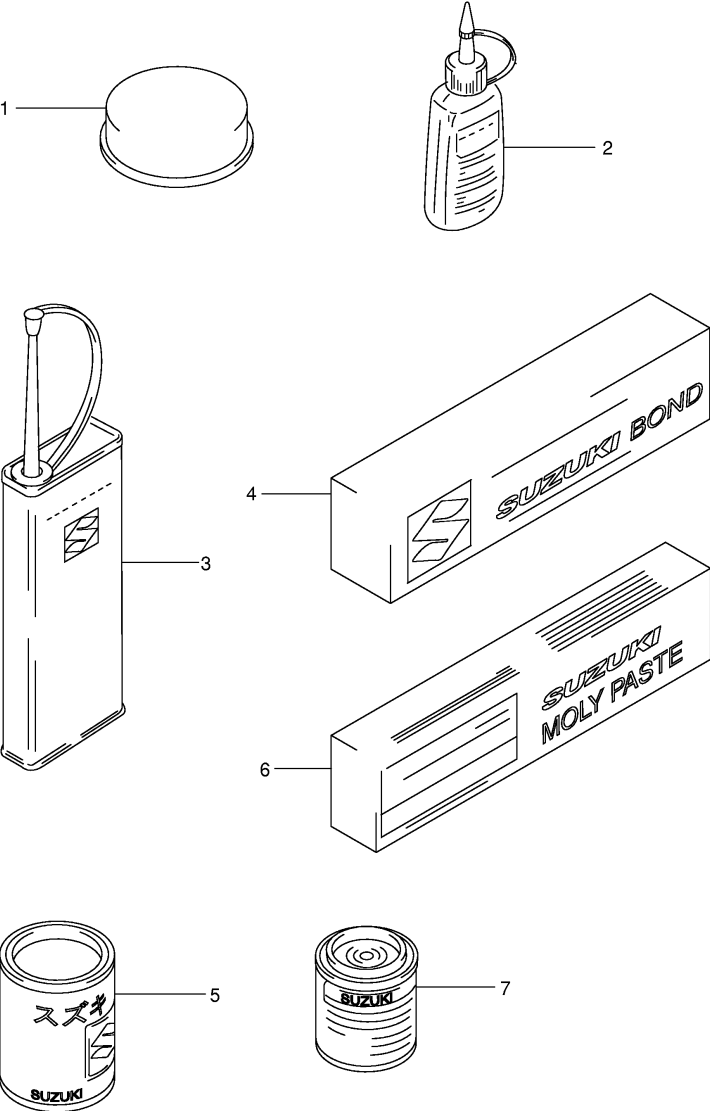
REAR MASTER CYLINDER



Ref No	Part No	Description
1	69600-42F00	Cylinder Assy, Rear Master
2	69600-04820	• . Piston/cup Set
3	69691-00A00	• • . Boot
4	69692-27A30	• . Yoke
5	69670-00B21	• . Rod, Push
6	69693-05A00	• . Nut
7	69672-23E00	• . Connector
8	69686-34200	• . O Ring
9	69674-00B20	• . Circlip
10	09103-06212	Bolt
11	69740-38B21	Tank Assy, Reservoir
12	59667-04700	• . Diaphragm
13	59669-05D00	• . Cap
14	69689-04A00	• . Screw
15	01550-06123	Bolt
16	69730-42F00	Hose, Rear Reservoir Tank
17	09401-13417	Clip
18	09401-12404	Clip
19	69480-42F00	Hose, Rear Brake
20	09360-10042	Bolt (10x1.25x22)
21	09161-10009	Washer (10x15x1.5)
22	09200-06037	Pin
23	08322-01063	Washer
24	04111-20158	Pin, Cotter
25	69268-42F00	Clamp, Rear Brake Hose
26	01547-06163	Bolt

GSX1400K2 E02_061
REAR MASTER CYLINDER

FIG.62



Ref No	Part No	Description
1	99000-25110	Suzuki Pbc Grease
2	99000-32020	Thread Lock Super (1333b)
2	99000-32030	Thread Lock Super (1303b)
2	99000-32050	Thread Lock Super (1342)
2	99000-32100	Thread Lock Super (1305)
2	99000-32130	Thread Lock Super (1360)
3	99000-32040	Thread Lock Cement
4	99000-31140	Suzuki Bond (1207b) Black
4	99000-31110	Suzuki Bond (1215)
5	99000-25030	Suzuki Super Grease
6	99000-25140	Suzuki Moly Paste
7	99000-10209-YC2	Paint (candy Grand Blue)
7	99000-10109-019	Paint (black)
7	99000-10209-0JW	Paint (pearl Still White)
7	99000-10209-13L	Paint (blight Silver Metallic)
7	99000-10209-YM6	Paint (galaxy Silver Metallic)
7	99000-10209-YD8	Paint (sonic Silver Metallic)
7	99000-10209-1LF	Paint (pearl Suzuki Deep Blue)
7	99000-10209-Y7M	Paint (pearl Helios Red)
7	99000-10209-YBA	Paint (pearl Deep Blue No.2)
7	99000-10209-YAY	Paint (pearl Nebular Black)

GSX1400K2 E02_062
OPTIONAL