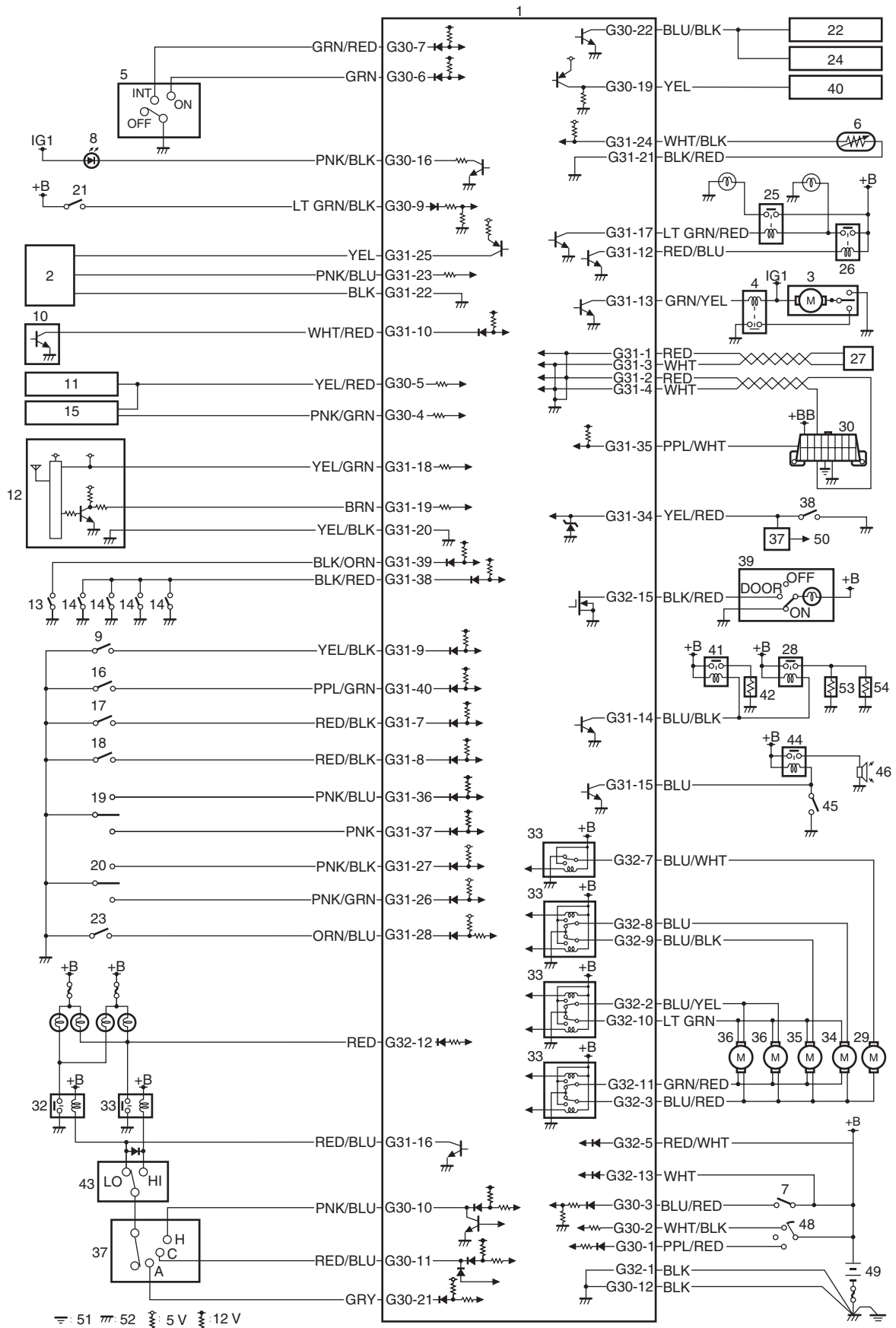


Schematic and Routing Diagram

Body Electrical Control System Wiring Circuit Diagram

S5JB0AA202001



I5JB0AA20023-08

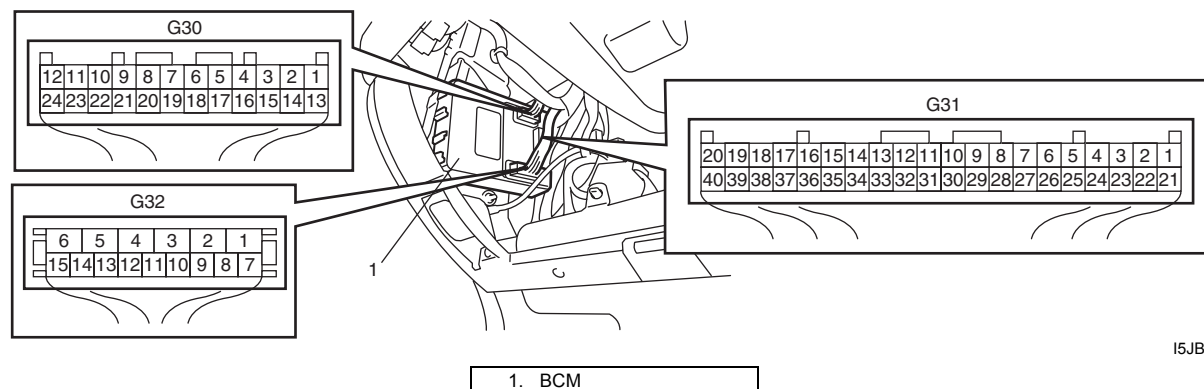
10B-4 Body Electrical Control System:

1. BCM	22. Navigation	43. Dimmer and passing switch
2. Auto-ON headlight sensor	23. POWER/NORMAL mode switch	44. Horn relay
3. Rear wiper motor	24. Headlight auto leveling control module	45. Horn switch
4. Rear wiper relay	25. Front fog light relay	46. Horn
5. Rear wiper and washer switch	26. Tail light relay	47. Lighting switch
6. Outside air temperature sensor	27. Junction connector	48. Ignition switch
7. Ignition key switch	28. Door mirror heater relay	49. Battery
8. Theft deterrent light	29. Rear end door lock actuator	50. To turn signal light
9. Oil pressure switch	30. Data link connector (DLC)	51. Body ground
10. Generator	31. Headlight high beam relay	52. Engine ground
11. Information display	32. Headlight low beam relay	53. Right side door mirror heater
12. Keyless entry receiver	33. Door lock motor relay	54. Left side door mirror heater
13. Driver side door switch	34. Driver side door lock actuator	INT: Intermittent position
14. Other than driver side door switch	35. Passenger side door lock actuator	ON: Rear wiper ON position
15. HVAC controller	36. Rear door lock actuator	LO: Low beam position
16. Driver side seat belt switch	37. Turn signal and hazard warning relay	HI: High beam position
17. Brake fluid level switch	38. Hazard warning switch	A: Auto position
18. Parking brake switch	39. Interior light	C: Clearance position
19. Door key cylinder switch (included in door lock actuator)	40. Air bag control module	H: Head position
20. Manual door lock switch	41. Rear window defogger relay	
21. Front fog light switch	42. Rear window defogger	

Connector Layout Diagram of BCM

S5JB0AA202002

BCM connectors (viewed from harness side)

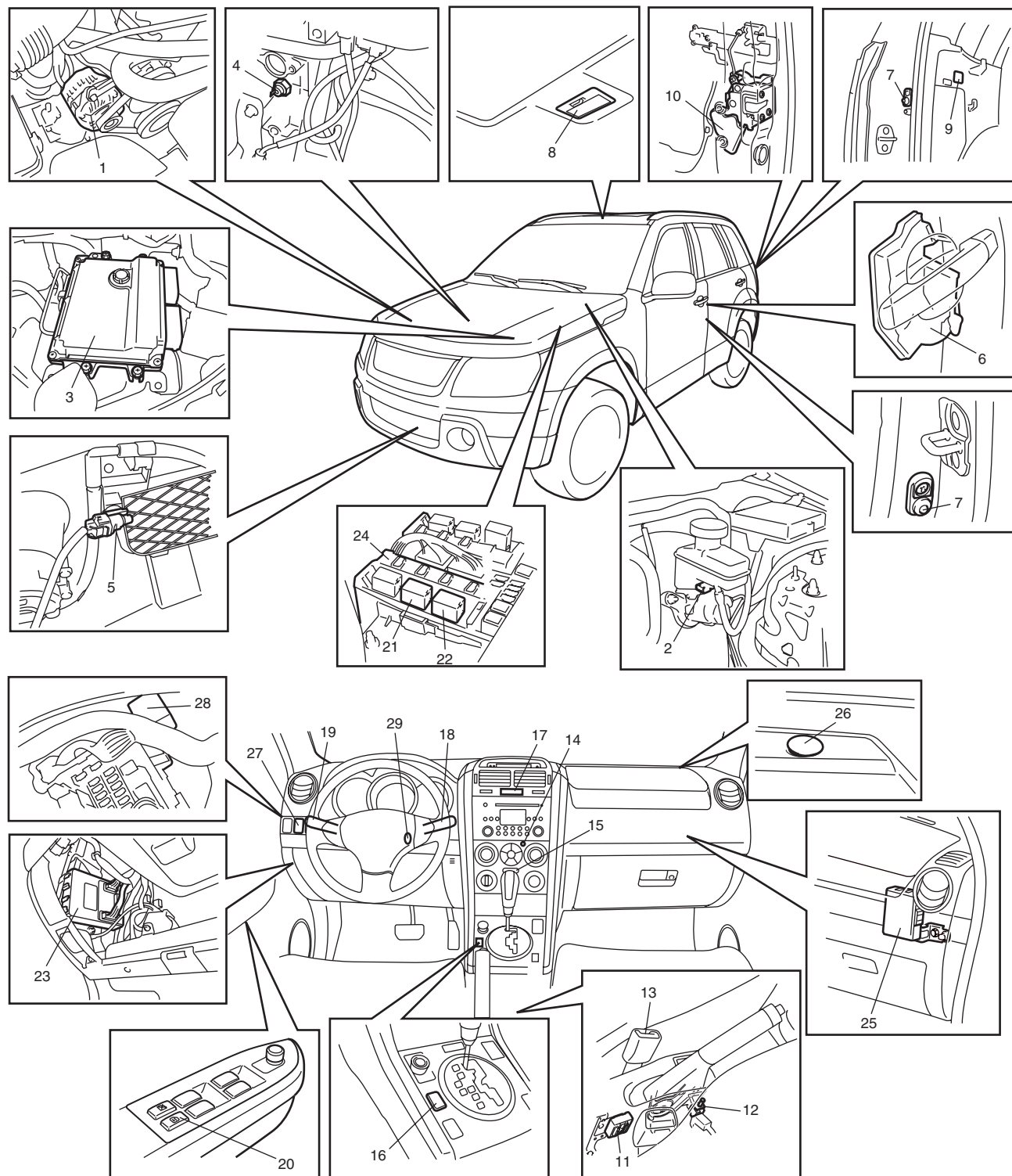


I5JB0AA20002-01

Component Location

BCM and Related System Component Location

S5JB0AA203001



I5JB0AA20003-02

1. Generator	11. Keyless entry receiver (if equipped)	21. Headlight high beam relay
2. Brake fluid level switch	12. Parking brake switch	22. Headlight low beam relay
3. ECM	13. Seat belt buckle switch	23. BCM
4. Oil pressure switch	14. Theft deterrent light	24. Rear end window defogger, mirror heater, rear wiper and front fog light relays (included in integration relay)
5. Outside air temperature sensor	15. Rear end door window defogger switch	25. Keyless start control module (if equipped)
6. Door lock actuator (incorporated in key cylinder switch)	16. POWER/NORMAL mode select switch	26. Auto-on headlight sensor (if equipped)